

2021-22 Texas Academic Performance Report (TAPR)

District Name: GALENA PARK ISD

Campus Name: WOODLAND ACRES MIDDLE

Campus Number: 101910043

2022 Accountability Rating: B

Distinction Designations:

Academic Achievement in ELA/Reading

Academic Achievement in Mathematics

Academic Achievement in Science

Academic Achievement in Social Studies




Postsecondary Readiness

This page is intentionally blank.


Texas Education Agency
2021-22 STAAR Performance (TAPR)
WOODLAND ACRES MIDDLE (101910043) - GALENA PARK ISD - HARRIS COUNTY

School Year	State	District	Campus	African American	Hispanic	White	American Indian										
-------------	-------	----------	--------	------------------	----------	-------	-----------------	--	--	--	--	--	--	--	--	--	--

Texas Education Agency
2021-22 STAAR Performance (TAPR)
WOODLAND ACRES MIDDLE (101910043) - GALENA PARK ISD - HARRIS COUNTY









Texas Education Agency
 2021-22 Bilingual Education/English as a Second Language (Current EB Students/EL) (TAPR)
 WOODLAND ACRES MIDDLE (101910043) - GALENA PARK ISD - HARRIS COUNTY


Due to the cancellation of spring 2020 STAAR, 2022 and 2019 School progress and STAAR progress measure data are shown.

	School Year	State	District	Campus	Total Bilingual Education	BE-Trans Early Exit	BE-Trans Late Exit	BE-Dual									



Texas Education Agency
 2021-22 Attendance, Graduation, and Dropout Rates (TAPR)
 WOODLAND ACRES MIDDLE (101910043) - GALENA PARK ISD - HARRIS COUNTY

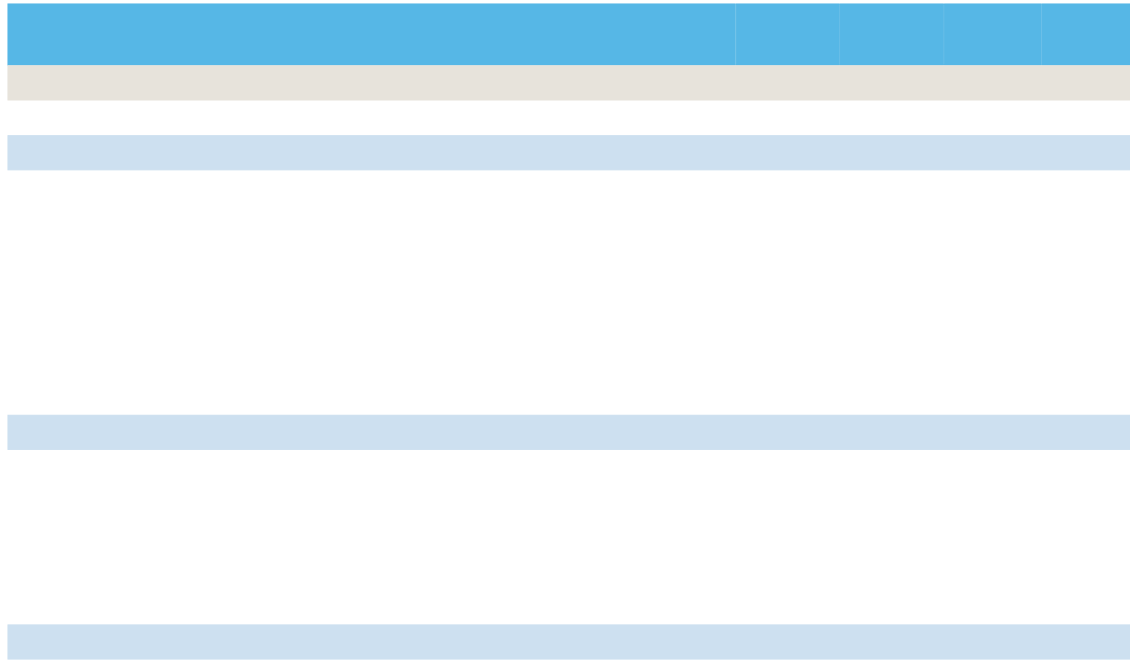
	State	District	Campus	African American	Hispanic	White	American Indian	Asian	Pacific Islander	Two or More Races	Special Ed	Econ Disadv	EB/EL
Attendance Rate													
2020-21	95.0%	96.7%	98.5%	94.4%	98.6%	98.5%	*	*	*	*	96.0%	98.3%	98.5%
2019-20	98.3%	98.4%	98.9%	98.4%	99.0%	94.9%	*	*	-	*	97.4%	98.8%	98.9%
Chronic Absenteeism													
2020-21	15.0%	9.5%	3.8%	21.4%	3.3%	0.0%	*	*	*	*	11.0%	4.2%	2.6%
2019-20	6.7%	4.8%	2.8%	5.6%	2.3%	15.8%	*	*	-	*	9.7%	2.8%	1.7%
Annual Dropout Rate (Gr 7-8)													
2020-21	0.9%	0.5%	0.5%	0.0%	0.5%	0.0%	*	*	-	*	0.0%	0.6%	0.6%
2019-20	0.5%	0.3%	0.0%	0.0%	0.0%	0.0%	*	*	-	*	0.0%	0.0%	0.0%
Annual Dropout Rate (Gr 9-12)													
2020-21	2.4%	2.4%	-	-	-	-	-	-	-	-	-	-	-
2019-20	1.6%	1.9%	-	-	-	-	-	-	-	-	-	-	-
4-Year Longitudinal Rate (Gr 9-12)													
Class of 2021													
Graduated	90.0%	94.0%	-	-	-	-	-	-	-	-	-	-	-
Received TxCHSE	0.3%	0.0%	-	-	-	-	-	-	-	-	-	-	-
Continued HS	3.9%	1.3%	-	-	-	-	-	-	-	-	-	-	-
Dropped Out	5.8%	4.7%	-	-	-	-	-	-	-	-	-	-	-
Graduates and TxCHSE													



Texas Education Agency
 Attendance, Graduation, and Dropout Rates (TAPPR)
 MIDDLE (101910043) - GALENA PARK ISD - HARRIS

82.7% 82.7%

		African American	Hispanic	White	American Indian	Asian	Pacific Islander	Two or More Races	Special Ed	Dis
Class of 2021	81.5%	-	-	-	-	-	-	-	-	-
Class of 2020	83.5%	-	-	-	-	-	-	-	-	-



Texas Education Agency
2021-22 College, Career, and Military Readiness (CCMR) (TAPR)
WOODLAND ACRES MIDDLE (101910043) - GALENA PARK ISD - HARRIS COUNTY

There is no data for this campus.

Texas Education Agency
2021-22 CCMR-Related Indicators (TAPR)
WOODLAND ACRES MIDDLE (101910043) - GALENA PARK ISD - HARRIS COUNTY

There is no data for this campus.

Texas Education Agency
2021-22 Other Postsecondary Indicators (TAPR)
WOODLAND ACRES MIDDLE (101910043) - GALENA PARK ISD - HARRIS COUNTY

There is no data for this campus.

Texas Education Agency
 2021-22 Student Information (TAPR)
 WOODLAND ACRES MIDDLE (101910043) - GALENA PARK ISD - HARRIS COUNTY

By Ethnicity:

Student Information	Membership				Enrollment			
	Campus		District	State	Campus		District	State
	Count	Percent			Count	Percent		
Students w/ Disciplinary Placements (2020-21)	7	1.2%	0.3%	0.6%				
Students w/ Dyslexia	21	3.7%	2.5%	5.0%	21	3.7%	2.5%	5.0%
	0	0.0%	0.1%	0.3%	0	0.0%	0.1%	0.3%
Homeless	4	0.7%	0.9%	1.1%	4	0.7%	0.9%	1.1%
Immigrant	10	1.8%	2.6%	2.0%	10	1.8%	2.6%	2.0%
Immigrant	0	0.0%	0.2%	0.3%	0	0.0%	0.2%	0.3%
Title I	570	100.0%	100.0%	64.3%	570	100.0%	100.0%	64.3%
Military Connected	5	0.9%	0.4%	3.3%	5	0.9%	0.4%	3.3%
At-Risk	438	76.8%	74.2%	53.5%	438	76.8%	74.1%	53.5%
Students by Instructional Program:								
Bilingual/ESL Education	291	51.1%	39.0%	21.9%	291	51.1%	39.0%	21.8%
Gifted and Talented Education	68	11.9%	6.7%	8.0%	68	11.9%	6.7%	8.0%
Special Education	71	12.5%	11.1%	11.6%	71	12.5%	11.2%	11.7%
Students with Disabilities by Type of Primary Disability:								
Total Students with Disabilities	71							
By Type of Primary Disability								
Students with Intellectual Disabilities	38	53.5%	50.4%	43.0%				
Students with Physical Disabilities	*	*	14.7%	20.8%				
Students with Autism	**	**	13.7%	14.7%				
Students with Behavioral Disabilities	21	29.6%	19.3%	20.0%				
Students with Non-Categorical Early Childhood	0	0.0%	1.9%	1.5%				
Mobility (2020-21):								
Total Mobile Students	37	6.3%	10.8%	13.6%				

Texas Education Agency
 2021-22 Staff Information (TAPR)
 WOODLAND ACRES MIDDLE (101910043) - GALENA PARK ISD - HARRIS COUNTY

	----- Campus -----			
Staff Information	Count/Average	Percent	District	State
Over 30 Years Experience	1.0	2.3%	2.6%	2.9%

Texas Education Agency
 2021-22 Staff Information (TAPR)
 WOODLAND ACRES MIDDLE (101910043) - GALENA PARK ISD - HARRIS COUNTY

Program Information	----- Campus -----		District	State
	Count	Percent		
Special Education	4.9	11.3%	8.2%	9.6%
Other	0.0	0.0%	1.1%	3.5%

- Indicates there are no students in the group.

*