

2021-22 Texas Academic Performance Report (TAPR)

District Name: GALENA PARK ISD

Campus Name: TICE EL

Campus Number: 101910111

2022 Accountability Rating: B

This page is intentionally blank.

Texas Education Agency
2021-22 STAAR Performance (TAPR)
TICE EL (101910111) - GALENA PARK ISD - HARRIS COUNTY

School Year	State	District	Campus	African American	Hispanic	White	American Indian	Asian										
-------------	-------	----------	--------	------------------	----------	-------	-----------------	-------	--	--	--	--	--	--	--	--	--	--



Texas Education Agency
 2021-22 Bilingual Education/English as a Second Language (Current EB Students/EL) (TAPR)
 TICE EL (101910111) - GALENA PARK ISD - HARRIS COUNTY

Due to the cancellation of spring 2020 STAAR, 2022 and 2019 School progress and STAAR progress measure data are shown.



	School Year	State	District	Campus	Total Bilingual Education	BE-Trans Early Exit	BE-Trans Late Exit	BE-Dual Two-Way	BE-Dual One-Way	ALP Bilingual (Exception)	Total									

Texas Education Agency
 2021-22 STAAR Participation (TAPR)
 TICE EL (101910111) - GALENA PARK ISD - HARRIS COUNTY

	State	District	Campus	African American	Hispanic	White	American Indian	Asian	Pacific Islander	Two or More Races	Special Ed (Current)	Special Ed (Former)	Continuously Enrolled	Non-Continuously Enrolled	Econ Disadv	EB fEL (Current & Monitored)
2022 STAAR Participation (All Grades)																
All Tests																
Assessment Participant	99%	99%	100%	100%	100%	100%	-	100%	-	100%	100%	100%	100%	100%	100%	100%
Included in Accountability	93%	93%	93%	93%	94%	74%	-	100%	-	100%	100%	100%	97%	81%	96%	92%
Not Included in Accountability: Mobile	5%	4%	7%	6%	5%	26%	-	0%	-	0%	0%	0%	2%	17%	3%	7%
Not Included in Accountability: Other Exclusions	1%	2%	0%	0%	1%	0%	-	0%	-	0%	0%	0%	0%	1%	0%	1%
Not Tested	1%	1%	0%	0%	0%	0%	-	0%	-	0%	0%	0%	0%	0%	0%	0%
Absent	1%	1%	0%	0%	0%	0%	-	0%	-	0%	0%	0%	0%	0%	0%	0%
Other	0%	0%	0%	0%	0%	0%	-	0%	-	0%	0%	0%	0%	0%	0%	0%
Reading																
Assessment Participant	99%	99%	100%	100%	100%	100%	-	*	-	*	100%	*	100%	100%	100%	100%
Included in Accountability	92%	92%	93%	94%	94%	75%	-	*	-	*	100%	*	97%	81%	96%	92%
Not Included in Accountability: Mobile	5%	4%	7%	6%	5%	25%	-	*	-	*	0%	*	3%	17%	3%	8%
Not Included in Accountability: Other Exclusions	2%	4%	0%	0%	0%	0%	-	*	-	*	0%	*	0%	1%	0%	1%
Not Tested	1%	1%	0%	0%	0%	0%	-	*	-	*	0%	*	0%	0%	0%	0%
Absent	1%	1%	0%	0%	0%	0%	-	*	-	*	0%	*	0%	0%	0%	0%
Other	0%	0%	0%	0%	0%	0%	-	*	-	*	0%	*	0%	0%	0%	0%
Mathematics																
Assessment Participant	99%	99%	99%	99%	100%	100%	-	*	-	*	100%	*	99%	100%	99%	100%

Texas Education Agency
 2021-22 Attendance, Graduation, and Dropout Rates (TAPR)
 TICE EL (101910111) - GALENA PARK ISD - HARRIS COUNTY

	State	District	Campus	African American	Hispanic	White	American Indian	Asian	Pacific Islander	Two or More Races	Special Ed	Econ Disadv	EB/EL
Graduates, TxCHSE, and Continuers	93.8%	93.8%	-	-	-	-	-	-	-	-	-	-	-
Class of 2019													
Graduated	92.0%	92.7%	-	-	-	-	-	-	-	-	-	-	-
Received TxCHSE	0.5%												





Texas Education Agency
2021-22 Graduation Profile (TAPR)
TICE EL (101910111) - GALENA PARK ISD - HARRIS COUNTY

	Campus	Count	Campus	
[Redacted]	[Redacted]	[Redacted]	[Redacted]	[Redacted]
[Redacted]	[Redacted]	[Redacted]	[Redacted]	[Redacted]
[Redacted]	[Redacted]	[Redacted]	[Redacted]	[Redacted]
[Redacted]	[Redacted]	[Redacted]	[Redacted]	[Redacted]
[Redacted]	[Redacted]	[Redacted]	[Redacted]	[Redacted]
[Redacted]	[Redacted]	[Redacted]	[Redacted]	[Redacted]
[Redacted]	[Redacted]	[Redacted]	[Redacted]	[Redacted]
[Redacted]	[Redacted]	[Redacted]	[Redacted]	[Redacted]
[Redacted]	[Redacted]	[Redacted]	[Redacted]	[Redacted]
[Redacted]	[Redacted]	[Redacted]	[Redacted]	[Redacted]
[Redacted]	[Redacted]	[Redacted]	[Redacted]	[Redacted]
[Redacted]	[Redacted]	[Redacted]	[Redacted]	[Redacted]
[Redacted]	[Redacted]	[Redacted]	[Redacted]	[Redacted]
[Redacted]	[Redacted]	[Redacted]	[Redacted]	[Redacted]
[Redacted]	[Redacted]	[Redacted]	[Redacted]	[Redacted]
[Redacted]	[Redacted]	[Redacted]	[Redacted]	[Redacted]
[Redacted]	[Redacted]	[Redacted]	[Redacted]	[Redacted]
[Redacted]	[Redacted]	[Redacted]	[Redacted]	[Redacted]
[Redacted]	[Redacted]	[Redacted]	[Redacted]	[Redacted]
[Redacted]	[Redacted]	[Redacted]	[Redacted]	[Redacted]

ting

There is no data for this campus.

Texas Education Agency
2021-22 CCMR-Related Indicators (TAPR)

Texas Education Agency
2021-22 Other Postsecondary Indicators (TAPR)
TICE EL (101910111) - GALENA PARK ISD - HARRIS COUNTY

There is no data for this campus.

Texas Education Agency
 2021-22 Student Information (TAPR)
 910111) - GALENA PARK ISD - HARRIS COUNTY

Student Information	Membership				Enrollment			
	Campus		District	State	Campus		District	State
	Count	Percent			Count	Percent		
	694	100.0%	21,400	5,402,928	695	100.0%	21,431	5,427,370
Early Childhood Education	0	0.0%	0.3%	0.3%	1	0.1%	0.4%	0.4%
Pre-Kindergarten	97	14.0%	4.6%	4.1%	97	14.0%	4.6%	4.1%
Pre-Kindergarten: 3-year Old	35	5.0%	0.5%	0.6%	35	5.0%	0.5%	0.6%
Pre-Kindergarten: 4-year Old	62	8.9%	4.1%	3.5%	62	8.9%	4.1%	3.5%
Grade 1	99	14.3%	6.8%	7.1%	99	14.2%	6.8%	7.1%
Grade 2	88	12.7%	6.5%	7.1%	88	12.7%	6.5%	7.1%
Grade 3	105	15.1%	6.7%	7.1%	105	15.1%	6.7%	7.1%
Grade 4	91	13.1%	6.7%	7.1%	91	13.1%	6.7%	7.1%
Grade 5	114	16.4%	7.0%	7.2%	114	16.4%	7.0%	7.2%
Grade 6	0	0.0%	7.0%	7.4%	0	0.0%	7.0%	7.4%
Grade 7	0	0.0%	7.8%					
Grade 8	0	0.0%	8.1%					

Texas Education Agency
 2021-22 Student Information (TAPR)
 TICE EL (101910111) - GALENA PARK ISD - HARRIS COUNTY


Student Information	--Non-Special Education Rates--			---Special Education Rates---		
	Campus	District	State	Campus	District	State
Retention Rates by Grade:						

Texas Education Agency
 2021-22 Staff Information (TAPR)
 TICE EL (101910111) - GALENA PARK ISD - HARRIS COUNTY


Staff Information	----- Campus -----			
	Count/Average	Percent	District	State
Total Staff	63.5	100.0%	100.0%	100.0%
Professional Staff:	54.7	86.2%	60.5%	64.1%



Full-time Librarians	1.0	n/a	19.0	4,194.0
Part-time Librarians	0.0	n/a	2.0	



and



Texas Education Agency
2021-22 Staff Information (TAPR)
TICE EL (101910111) - GALENA PARK ISD - HARRIS COUNTY

	----- Campus -----		District	State
Staff Information	Count/Average	Percent	District	State
Over 30 Years Experience	1.0	2.3%	2.6%	2.9%
Number of Students per Teacher	15.9	n/a	15.3	14.6

Staff Information	Campus	District	State
Experience of Campus Leadership:			
Average Years Experience of Principals	11.0	8.2	6.3
Average Years Experience of Principals with District	11.0	7.4	5.4
Average Years Experience of Assistant Principals	5.0	6.5	5.5
Average Years Experience of Assistant Principals with District	5.0	5.8	4.8
Average Years Experience of Teachers:			
Average Years Experience of Teachers	11.8	10.5	11.1
Average Years Experience of Teachers with District:	10.3	8.2	7.2
Average Teacher Salary by Years of Experience (regular duties only):			
Beginning Teachers	\$36,020	\$44,145	\$51,054
1-5 Years Experience	\$61,830	\$61,573	\$54,577
6-10 Years Experience	\$62,875	\$62,853	\$57,746
11-20 Years Experience	\$65,212	\$65,372	\$61,377
21-30 Years Experience	\$68,306	\$69,734	\$65,949
Over 30 Years Experience	\$72,850	\$73,409	\$71,111
Average Actual Salaries (regular duties only):			
Teachers	\$63,510	\$62,966	\$58,887
Professional Support	\$64,442	\$73,587	\$69,505
Campus Administration (School Leadership)	\$94,150	\$93,766	\$84,990
Instructional Staff Percent:	n/a	58.2%	64.9%
Contracted Instructional Staff (not incl. above):	0.0	0.0	2,113.6

	----- Campus -----		District	State
Program Information	Count	Percent	District	State
Teachers by Program (population served):				
Bilingual/ESL Education	13.2	30.2%	17.9%	6.2%
Career and Technical Education	0.0	0.0%	7.9%	5.2%
Compensatory Education	0.5	1.1%	0.5%	3.0%
Gifted and Talented Education	0.0	0.0%	0.5%	1.7%
Regular Education	24.0	54.9%	63.9%	70.8%

Texas Education Agency
 2021-22 Staff Information (TAPR)
 TICE EL (101910111) - GALENA PARK ISD - HARRIS COUNTY

Program Information	----- Campus -----		District	State
	Count	Percent		
Special Education	6.0	13.7%	8.2%	9.6%
Other	0.0	0.0	0.0	