

Texas Education Agency
2022 Federal Report Card
DR SHIRLEY J WILLIAMSON EL (101910115) - GALENA PARK ISD - HARRIS COUNTY

Part (i)(III) the indicators used to meaningfully differentiate all public schools in the State:

- a. Academic Achievement Indicator: STAAR Performance Status (Percent at Meets Grade Level or Above)
- b. Other Academic Indicator for Non-High Schools: STAAR Growth Status
- c. Graduation Rate: Federal Graduation Status
- d. ELP Indicator: English Learner Language Proficiency Status
- e. School Quality or Student Success (SQSS) Indicators: College, Career, and Military Readiness for High Schools and K-12 Student Achievement Domain Score: STAAR only for All Other Schools without Annual Graduates

Part (i)(IV) the State's system for meaningfully differentiating all public schools in the State, including --
(aa) the specific weight of the indicators in such differentiation

Campus Type	Indicator	Weight
Elementary and Middle Schools	Academic Achievement	30%
	Other Academic Indicator	50%
	English Learner Language Proficiency	10%
	SQSS: Student Achievement Domain Score: STAAR Component Only	10%
High Schools, K-12s, AEAs, and Districts	Academic Achievement	50%
	Federal Graduation Status or Academic Growth Status ¹	10%
	English Learner Language Proficiency	10%
	SQSS: College, Career, and Military Readiness or Student Domain Score: STAAR Component Only ²	30%

¹ If Federal Graduation Status is not available, %

Texas Education Agency
2022 Federal Report Card
DR SHIRLEY J WILLIAMSON EL (101910115) - GALENA PARK ISD - HARRIS COUNTY

(bb) the methodology by which the State differentiates all such schools. A weighted average of the accountability indicators will be computed from the number of items meeting targets divided by the number of items evaluated. The weighted average will be scaled to grades A (90-100), B (80-89), C (70-79), D (60-69), and F (0-59) and further used to differentiate all public schools.
<https://tea.texas.gov/sites/default/files/chapter-4-2022-closing-the-gaps-domain.pdf>

(cc) the methodology by which the State differentiates a school as consistently underperforming for any subgroup of students. TEA uses the Closing the Gaps domain to identify campuses that have consistently underperforming student groups. A student group that misses the targets in at least the same three indicators, for three consecutive years, is considered consistently underperforming. Any campus not identified for comprehensive support and improvement (CSI) that has at least one consistently underperforming student group is identified for targeted support and improvement (TSI). TSI identifies both Title I and non-Title I campuses. Data from 2018, 2019, and 2022 are considered consecutive years for 2022 TSI identification.

(dd) the methodology by which the State identifies a school for comprehensive support and improvement. Texas annually ranks all Title I campuses based on Closing the Gaps scaled scores. Beginning August 2022, TEA also evaluates overall scaled scores to make final comprehensive support and improvement (CSI) determinations. Title I campuses with both the lowest Closing the Gaps and lowest overall scaled scores are identified for CSI. First, Texas determines the bottom five percent of Closing the Gaps outcomes by rank ordering the scaled scores of Title I campuses by school type - elementary, middle, high school/ K - 12, and alternative education accountability. Texas then determines which campuses fell in the bottom five percent for each school type. Next, TEA rank orders the overall scaled scores for all Title I campuses statewide (without regard to campus type) to determine the scaled score cut point necessary to identify at least five percent of Title I campuses. Title I campuses with an overall scaled score cut point at or below the overall cut point and that rank in their school types bottom five percent are identified for CSI.

Part (i)(V) the number and names of all public schools in the State identified by the State for comprehensive support and improvement or implementing targeted support and improvement plans. Campuses Identified for Support under the Every Student Succeeds Act (ESSA) for the 2022-2023 school year: [Comprehensive Support and Improvement Schools](#), [Targeted Support and Improvement Schools](#) and [Additional Targeted Support Schools](#).

Part (i)(VI) the exit criteria established by the State, including the length of years established. Campuses that do not rank in their school types bottom five percent of the Closing the Gaps domain for two consecutive years and have an overall scaled score that year that does not fall within the lowest percentile to be reidentified for CSI are considered as having successfully exited. Campuses previously identified as CSI based solely on a graduation rate below 67 percent must have a four or six-year federal graduation rate of at least 67 percent for two consecutive years to exit CSI status.

Part (ii): Student Achievement by Proficiency Level

This section provides information on student achievement on the STAAR (State of Texas Assessments of Academic Readiness) performance for mathematics, reading/ELA, and science by grade level and proficiency level for the 2021-22 school year. These results include all students tested, regardless of whether they were in the accountability subset. (CWD: children with disability; CWOD: children without disability; EL: English learner)

	State	District	Campus	African American	Hispanic	White	American Indian	Asian	Pacific Islander	Two or More Races	Econ Disadv	Non Econ Disadv	CWD	CWOD	EL	Male	Female	Migrant	Homeless	Foster Care	Military

Texas Education Agency
 2022 Federal Report Card
 DR SHIRLEY J WILLIAMSON EL (101910115) - GALENA PARK ISD - HARRIS COUNTY

		State	District	Campus	African American	Hispanic	White	American Indian	Asian	Pacific Islander	Two or More Races	Econ Disadv	Non Econ Disadv	CWD	CWOD	EL	Male	Female	Migrant	Homeless	Foster Care	Military
All Subjects	All Students	22%	19%	19%	15%																	

Texas Education Agency
2022 Federal Report Card
DR SHIRLEY J WILLIAMSON EL (101910115) - GALENA PARK ISD - HARRIS COUNTY

	All Students	African American	Hispanic	White	American Indian	Asian	Pacific Islander				

--	--	--	--	--	--	--	--	--	--	--	--

Texas Education Agency
2022 Federal Report Card
DR SHIRLEY J WILLIAMSON EL (101910115) - GALENA PARK ISD - HARRIS COUNTY

- Indicates there are no students in the group.

*

Texas Education Agency
2022 Federal Report Card
DR SHIRLEY J WILLIAMSON EL (101910115) - GALENA PARK ISD - HARRIS COUNTY

	All Students	African American	Hispanic	White	American Indian	Asian	Pacific Islander	Two or More Races	Econ Disadv	CWD	EL +
STAAR Performance Status English											
Reading											
Interim Goals (2018-2022)	44%	32%	37%	60%	43%	74%	45%	56%	33%	19%	29%
Target Met	Y	Y	Y						Y	Y	Y
Interim Goals (2023-2027)	52%	42%	46%	66%	51%	78%	53%	62%	43%	31%	39%
Target Met	Y	Y	Y						Y	Y	Y
Interim Goals (2028-2032)	62%	54%	58%	73%	62%	82%	63%	70%	55%	45%	52%
Target Met	N	N	N						N	N	Y
Long-Term Goals	72%	66%	69%	80%	72%	87%	73%	78%	67%	60%	65%
Target Met	N	N	N						N	N	N
Mathematics											
Interim Goals (2018-2022)	46%	31%	40%	59%	45%	82%	50%	54%	36%	23%	40%
Target Met	N	Y	Y						Y	Y	Y
Interim Goals (2023-2027)	54%	41%	49%	65%	53%	85%	57%	61%	45%	34%	49%
Target Met	N	N	N						N	N	N
Interim Goals (2028-2032)	63%	54%	59%	73%	63%	88%	66%	69%	57%	48%	59%
Target Met	N	N	N						N	N	N
Long-Term Goals	73%	66%	70%	80%	73%	91%	75%	77%	68%	62%	70%
Target Met	N	N	N						N	N	N
English Learner Language Proficiency											





Texas Education Agency
2022 Federal Report Card
DR SHIRLEY J WILLIAMSON EL (101910115) - GALENA PARK ISD - HARRIS COUNTY

		Campus	African American	Hispanic	White	American Indian	Asian	Pacific Islander	Two or More Races	Econ Disadv	Non Econ Disadv	CWD	CWOD	EL	Male	Female	Migrant
SAT/ACT All Subjects	All Students	-	-	-	-	-	-	-	-	-	-	-	-	-	-	-	-
	CWD	-	-	-	-	-	-	-	-	-	-	-	-	-	-	-	-
	CWOD	-	-	-	-	-	-	-	-	-	-	-	-	-	-	-	-
	EL	-	-	-	-	-	-	-	-	-	-	-	-	-	-	-	-
	Male	-	-	-	-	-	-	-	-	-	-	-	-	-	-	-	-
	Female	-	-	-	-	-	-	-	-	-	-	-	-	-	-	-	-


- Indicates there are no students in the group.

* Indicates results are masked due to small numbers to protect student confidentiality.



Part (viii): Civil Rights Data

Part (viii)(I) This section provides information from the 2017-18 CRDC surveys, submitted by school districts to the Office for Civil Rights on measures of school quality, climate, and safety, including counts of in-school suspensions, out-of-school suspensions, expulsions, school related arrests, referrals to law enforcement, chronic absenteeism (including both excused and unexcused absences), incidences of violence, including bullying and harassment. (EL: English learner)

[Redacted]	[Redacted]	[Redacted]	[Redacted]	[Redacted]	[Redacted]	[Redacted]	[Redacted]	[Redacted]	[Redacted]	[Redacted]	[Redacted]	[Redacted]	[Redacted]	[Redacted]	[Redacted]	[Redacted]	[Redacted]
[Redacted]																	
[Redacted]																	
[Redacted]																	



Texas Education Agency
2022 Federal Report Card
DR SHIRLEY J WILLIAMSON EL (101910115) - GALENA PARK ISD - HARRIS COUNTY



This section provides information on the per-pupil expenditures of federal, state, and local funds, including actual personnel expenditures and actual non-personnel expenditures, disaggregated by source of funds, for each school district and campus for the preceding fiscal year.

To be updated by June 30th, 2023.

Part (xii): Statewide National Assessment of Educational Progress (NAEP)

State Level: 2022 Percentages at NAEP Achievement Levels										
			% Below Basic		% At or Above Basic		% At or Above Proficient		% At Advanced	
Grade	Subject	Student Group	TX	US	TX	US	TX	US	TX	US

