

2021-22 Texas Academic Performance Report (TAPR)

District Name: GALENA PARK ISD

Campus Name: PURPLE SAGE EL

Campus Number: 101910112

2022 Accountability Rating: B

This page is intentionally blank.

Texas Education Agency
 2021-22 STAAR Performance (TAPR)
 PURPLE SAGE EL (101910112) - GALENA PARK ISD - HARRIS COUNTY

	School Year	State	District	Campus	African American	Hispanic	White	American Indian	Asian	Pacific Islander	Two or More Races	Special Ed (Current)	Special Ed (Former)	Continuously Enrolled	Non-Continuously Enrolled	Econ Disadv	EB fEL (Current & Monitored)
--	-------------	-------	----------	--------	------------------	----------	-------	-----------------	-------	------------------	-------------------	----------------------	---------------------	-----------------------	---------------------------	-------------	------------------------------




STAAR Performance Rates by Tested Grade, Subject, and Performance Level

Grade 3 Reading

At Approaches Grade Level or Above	2022	76%	74%	63%	53%	67%	*	-	-	-	*						
------------------------------------	------	-----	-----	-----	-----	-----	---	---	---	---	---	--	--	--	--	--	--



Texas Education Agency
2021-22 STAAR Performance (TAPR)
PURPLE SAGE EL (101910112) - GALENA PARK ISD - HARRIS COUNTY



Texas Education Agency
 2021-22 Bilingual Education/English as a Second Language (Current EB Students/EL) (TAPR)
 PURPLE SAGE EL (101910112) - GALENA PARK ISD - HARRIS COUNTY

Due to the cancellation of spring 2020 STAAR, 2022 and 2019 School progress and STAAR progress measure data are shown.

	School Year	State	District	Campus	Total Bilingual Education	BE-Trans Early Exit	BE-Trans Late Exit	BE-Dual Two-Way	BE-Dual One-Way	ALP Bilingual (Exception)	Total ESL	ESL Content-Based	ESL Pull-Out	ALP ESL (Waiver)	EB/EL with Parental Denial	Never EB/EL	Total EB/EL (Current)	Monitored & Former EB/EL
STAAR Performance Rate by Subject and Performance Level																		
All Grades All Subjects																		
At Approaches Grade Level or Above	2022	74%	74%	70%	73%	-	-	-	73%	-	55%	-	55%	-	*	70%	71%	-
	2021	67%	62%	52%	55%	*	-	-	55%	-	70%	-	70%	-	-	47%	56%	78]0








Texas Education Agency
 2021-22 Bilingual Education/English as a Second Language (Current EB Students/EL) (TAPR)
 PURPLE SAGE EL (101910112) - GALENA PARK ISD - HARRIS COUNTY

Due to the cancellation of spring 2020 STAAR, 2022 and 2019 School progress and STAAR progress measure data are shown.

	School Year	State	District	Campus	Total Bilingual Education	BE-Trans Early Exit	BE-Trans Late Exit	BE-Dual Two-Way	BE-Dual									
--	-------------	-------	----------	--------	---------------------------	---------------------	--------------------	-----------------	---------	--	--	--	--	--	--	--	--	--

Texas Education Agency
 2021-22 Attendance, Graduation, and Dropout Rates (TAPR)
 PURPLE SAGE EL (101910112) - GALENA PARK ISD - HARRIS COUNTY

	State	District	Campus	African American	Hispanic	White	American Indian	Asian	Pacific Islander	Two or More Races	Special Ed	Econ Disadv	EB/EL
Graduates, TxCHSE, and Continuers	93.8%	93.8%	-	-	-	-	-	-	-	-	-	-	-
Class of 2019													
Graduated	92.0%	92.7%	-	-	-	-	-	-	-	-	-	-	-
Received TxCHSE	0.5%	0.1%	-	-	-	-	-	-	-	-	-	-	-
Continued HS	1.3%	0.3%	-	-	-	-	-	-	-	-	-	-	-
Dropped Out	6.1%	6.9%	-	-	-	-	-	-	-	-	-	-	-
Graduates and TxCHSE	92.6%	92.8%	-	-	-	-	-	-	-	-	-	-	-
Graduates, TxCHSE, and Continuers	93.9%	93.1%	-	-	-	-	-	-	-	-	-	-	-
6-Year Extended Longitudinal Rate (Gr 9-12)													
Class of 2019													
Graduated	92.6%	93.3%	-	-	-	-	-	-	-	-	-	-	-
Received TxCHSE	0.6%	0.1%	-	-	-	-	-	-	-	-	-	-	-
Continued HS	0.6%	0.1%	-	-	-	-	-	-	-	-	-	-	-
Dropped Out	6.2%	6.6%	-	-	-	-	-	-	-	-	-	-	-
Graduates and TxCHSE	93.2%	93.3%	-	-	-	-	-	-	-	-	-	-	-
Graduates, TxCHSE, and Continuers	93.8%	93.4%	-	-	-	-	-	-	-	-	-	-	-
Class of 2018													
Graduated	92.6%	92.8%	-	-	-	-	-	-	-	-	-	-	-
Received TxCHSE	0.7%	0.3%	-	-	-	-	-	-	-	-	-	-	-
Continued HS	0.6%	0.3%	-	-	-	-	-	-	-	-	-	-	-
Dropped Out	6.1%	6.6%	-	-	-	-	-	-	-	-	-	-	-
Graduates and TxCHSE	93.3%	93.1%	-	-	-	-	-	-	-	-	-	-	-
Graduates, TxCHSE, and Continuers	93.9%	93.4%	-	-	-	-	-	-	-	-	-	-	-
4-Year Federal Graduation Rate Without Exclusions (Gr 7-12)													
Class of 2021													



Texas Education Agency
2021-22 College, Career, and Military Readiness (CCMR) (TAPR)
PURPLE SAGE EL (101910112) - GALENA PARK ISD - HARRIS COUNTY

There is no data for this campus.

Texas Education Agency
2021-22 CCMR-Related Indicators (TAPR)
PURPLE SAGE EL (101910112) - GALENA PARK ISD - HARRIS COUNTY





There is no data for this campus.

Texas Education Agency
2021-22 Other Postsecondary Indicators (TAPR)
PURPLE SAGE EL (101910112) - GALENA PARK ISD - HARRIS COUNTY

There is no data for this campus.

Texas Education Agency
2021-22 Student Information (TAPR)
PURPLE SAGE EL (101910112) - GALENA PARK ISD - HARRIS COUNTY

		Membership							



Texas Education Agency
 2021-22 Staff Information (TAPR)
 PURPLE SAGE EL (101910112) - GALENA PARK ISD - HARRIS COUNTY

64.1%

Staff Information	----- Campus -----		District	State
	Count/Average	Percent		
Total Staff	53.6	100.0%	100.0%	100.0%
Professional Staff:	46.7	87.2%	60.5%	64.1%
Teachers	36.0	67.2%	43.4%	49.3%
Professional Support	8.7	16.2%	12.6%	10.7%
Campus Administration (School Leadership)	2.0	3.7%	2.8%	2.9%
Educational Aides:	6.9	12.8%	7.9%	11.1%
Librarians and Counselors (Headcount):				
Full-time Librarians	1.0	n/a	19.0	4,194.0
Part-time Librarians	0.0	n/a		

Fu.28 Td (Counselors)Tj ET 0.808 0.855 0.8

100.0% Librarians



Texas Education Agency
2021-22 Staff Information (TAPR)
PURPLE SAGE EL (101910112) - GALENA PARK ISD - HARRIS COUNTY
