

2021-22 Texas Academic Performance Report (TAPR)

District Name: GALENA PARK ISD

This page is intentionally blank.

Texas Education Agency
 2021-22 STAAR Performance (TAPR)
 NORMANDY CROSSING EL (101910114) - GALENA PARK ISD - HARRIS COUNTY


	School Year	State	District	Campus	African American	Hispanic	White	American Indian	Asian	Pacific Islander	Two or More Races	Special Ed (Current)	Special Ed (Former)	Continuously Enrolled	Non-Continuously Enrolled	Econ Disadv	EB fEL (Current & Monitored)
STAAR Performance Rates by Tested Grade, Subject, and Performance Level																	
Grade 3 Reading																	
At Approaches Grade Level or Above	2022	76%	74%	79%	81%	76%											








Texas Education Agency
2021-22 Bilingual Education/English as a Second Language (Current EB Students/EL) (TAPR)
NORMANDY CROSSING EL (101910114) - GALENA PARK ISD - HARRIS COUNTY

A solid blue horizontal bar spanning the width of the page, likely representing a header or a decorative element.





Texas Education Agency
2021-22 Graduation Profile (TAPR)

D - HARRIS COUNTY

Count	Percent	District Count	State Count
Graduates(2020-21 Annual Graduates)	-	1,680	,842
-	-	301	44,018
-	-	1,296	183,306
-	-	52	103,898
-	-	5	1,195

Texas Education Agency
2021-22 College, Career, and Military Readiness (CCMR) (TAPR)
NORMANDY CROSSING EL (101910114) - GALENA PARK ISD - HARRIS COUNTY

There is no data for this campus.

Texas Education Agency
2021-22 Other Postsecondary Indicators (TAPR)
NORMANDY CROSSING EL (101910114) - GALENA PARK ISD - HARRIS COUNTY

There is no data for this campus.



Texas Education Agency
2021-22 Student Information (TAPR)
NORMANDY CROSSING EL (101910114) - GALENA PARK ISD - HARRIS COUNTY

Student Information	Membership				Enrollment			
	Campus		District	State	Campus		District	State
	Count	Percent			Count	Percent		
Total Students	595	100.0%	21,400	5,402,928	596	100.0%	21,431	5,427,370
Students by Grade:								
Early Childhood Education	0	0.0%	0.3%	0.3%	1	0.2%	0.4%	0.4%
Pre-Kindergarten	50	8.4%	4.6%	4.1%	50	8.4%	4.6%	4.1%
Pre-Kindergarten: 3-year Old	0	0.0%	0.5%	0.6%	0	0.0%	0.5%	0.6%
Pre-Kindergarten: 4-year Old	50	8.4%	4.1%	3.5%	50	8.4%	4.1%	3.5%
Kindergarten	98	16.5%	6.6%	6.8%	98	16.4%	6.5%	6.8%
Grade 1	85	14.3%	6.8%	7.1%	85	14.3%	6.8%	7.1%
Grade 2	87	14.6%	6.5%	7.1%	87	14.6%	6.5%	7.1%
Grade 3	93	15.6%	6.7%	7.1%	93	15.6%	6.7%	7.1%
Grade 4	92	15.5%	6.7%	7.1%	92	15.4%	6.7%	7.1%
Grade 5	90	15.1%	7.0%	7.2%	90	15.1%	7.0%	7.2%
Grade 6	0	0.0%	7.0%	7.4%	0	0.0%	7.0%	7.4%
Grade 7	0	0.0%	7.8%	7.7%	0	0.0%	7.8%	7.7%
Grade 8	0	0.0%	8.1%	7.9%	0	0.0%	8.1%	7.8%
Grade 9	0	0.0%	8.0%	8.8%	0	0.0%	8.0%	8.8%
Grade 10	0	0.0%	8.0%	7.6%	0	0.0%	8.0%	7.5%
Grade 11	0	0.0%	8.0%	7.2%	0	0.0%	8.0%	7.2%
Grade 12	0	0.0%	8.1%	6.7%	0	0.0%	8.1%	6.7%
Ethnic Distribution:								
African American	206	34.6%	15.0%	12.8%	206	34.6%	15.0%	12.8%
Hispanic	353	59.3%	80.2%	52.8%	354	59.4%	80.2%	52.7%
White	19	3.2%	3.4%	26.3%	19	3.2%	3.4%	26.3%
American Indian	0	0.0%	0.2%	0.3%	0	0.0%	0.2%	0.3%
Asian	6	1.0%	0.6%	4.8%	6	1.0%	0.6%	4.8%
Pacific Islander	0	0.0%	0.0%	0.2%	0	0.0%	0.0%	0.2%
Two or More Races	11	1.8%	0.6%	2.9%	11	1.8%	0.6%	2.9%
Sex:								
Female	277	46.6%	49.0%	48.9%	277	46.5%	48.9%	48.8%
Male	318	53.4%	51.0%	51.1%	319	53.5%		

Texas Education Agency
 2021-22 Student Information (TAPR)
 NORMANDY CROSSING EL (101910114) - GALENA PARK

Student Information	Membership			
	Campus		District	State
	Count	Percent		
Students w/ Disciplinary Placements (2020-21)	0	0.0%	0.3%	
Students w/ Dyslexia	15	2.5%	2.5%	
Foster Care	2	0.3%	0.1%	
Homeless	12	2.0%	0.9%	
Immigrant	19	3.2%	2.6%	
Migrant	0	0.0%	0.2%	
Title I	595	100.0%	100.0%	6
Military Connected	2	0.3%	0.4%	
At-Risk	478	80.3%	74.2%	5
Students by Instructional Program:				
Bilingual/ESL Education	195	32.8%	39.0%	2
Gifted and Talented Education	33	5.5%	6.7%	
Special Education	61	10.3%	11.1%	1
Students with Disabilities by Type of Primary Disability:				

61 1 39dT 0.95.470J 0.894 rg Total Students with Disabilities 595 100.0% 100.0% 6



Texas Education Agency
2021-22 Staff Information (TAPR)
NORMANDY CROSSING EL (101910114) - GALENA PARK ISD - HARRIS COUNTY

Texas Education Agency
 2021-22 Staff Information (TAPR)
 NORMANDY CROSSING EL (101910114) - GALENA PARK ISD - HARRIS COUNTY

Program Information	----- Campus -----		District	State
	Count	Percent		
Special Education	3.2	7.9%	8.2%	9.6%
Other	0.0	0.0%	1.1%	3.5%

- Indicates there are no students in the group.
- * Indicates results are masked due to small numbers to protect student confidentiality.
- ** When only one student disability or assessment group is masked, then the second smallest student disability or assessment group is masked regardless of size.
- n/a Indicates data reporting is not applicable for this group.
- ? Indicates that the data for this item were statistically improbable or were reported outside a reasonable range.

Link to: [PEIMS Financial Standard Reports 2020-21 Financial Actual Report](#)