

# 2021-22 Texas Academic Performance Report (TAPR)

District Name: GALENA PARK ISD

Campus Name: GALENA PARK MIDDLE

Campus Number: 101910041

2022 Accountability Rating: B

Distinction Designations:

Academic Achievement in Mathematics

Academic Achievement in Science

Top 25 Percent: Comparative Academic Growth

Top 25 Percent: Comparative Closing the Gaps

Postsecondary Readiness

This page is intentionally blank.

Texas Education Agency  
2021-22 STAAR Performance (TAPR)  
GALENA PARK MIDDLE (101910041) - GALENA PARK ISD - HARRIS COUNTY

School  
Year

State

District

Campus

African  
American

Hispanic

White

American  
Indian

Asian

Pacific  
Islander















Texas Education Agency  
 2021-22 Bilingual Education/English as a Second Language (Current EB Students/EL) (TAPR)  
 GALENA PARK MIDDLE (101910041) - GALENA PARK ISD - HARRIS COUNTY

Due to the cancellation of spring 2020 STAAR, 2022 and 2019 School progress and STAAR progress measure data are shown.

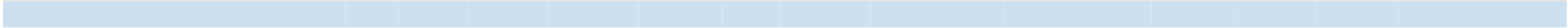
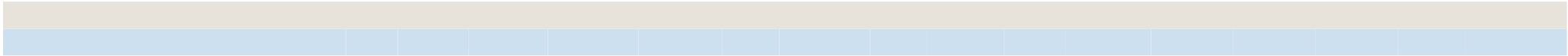
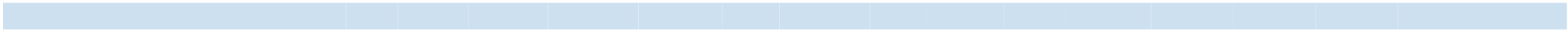
School Year	State	District	Campus	Total Bilingual Education	BE-Trans Early Exit	BE-Trans Late Exit	BE-Dual Two-Way	BE-Dual One-Way	ALP Bilingual									
-------------	-------	----------	--------	---------------------------	---------------------	--------------------	-----------------	-----------------	---------------	--	--	--	--	--	--	--	--	--






Texas Education Agency  
 2021-22 STAAR Participation (TAPR)  
 GALENA PARK MIDDLE (101910041) - GALENA PARK ISD - HARRIS COUNTY


	State	District	Campus	African American	Hispanic	White	American Indian	Asian	Pacific Islander	Two or More Races	Special Ed (Current)	Special Ed (Former)	Continuously Enrolled	Non-Continuously Enrolled	Econ Disadv	EB EL (Current & Monitored)
Absent	1%	1%	0%	0%	0%	0%	*	0%	-	*	0%	*	0%	1%	0%	0%



Texas Education Agency  
 Assessment, and Dropout Rates (TAPR)  
 - GALENA PARK ISD - HARRIS COUNTY



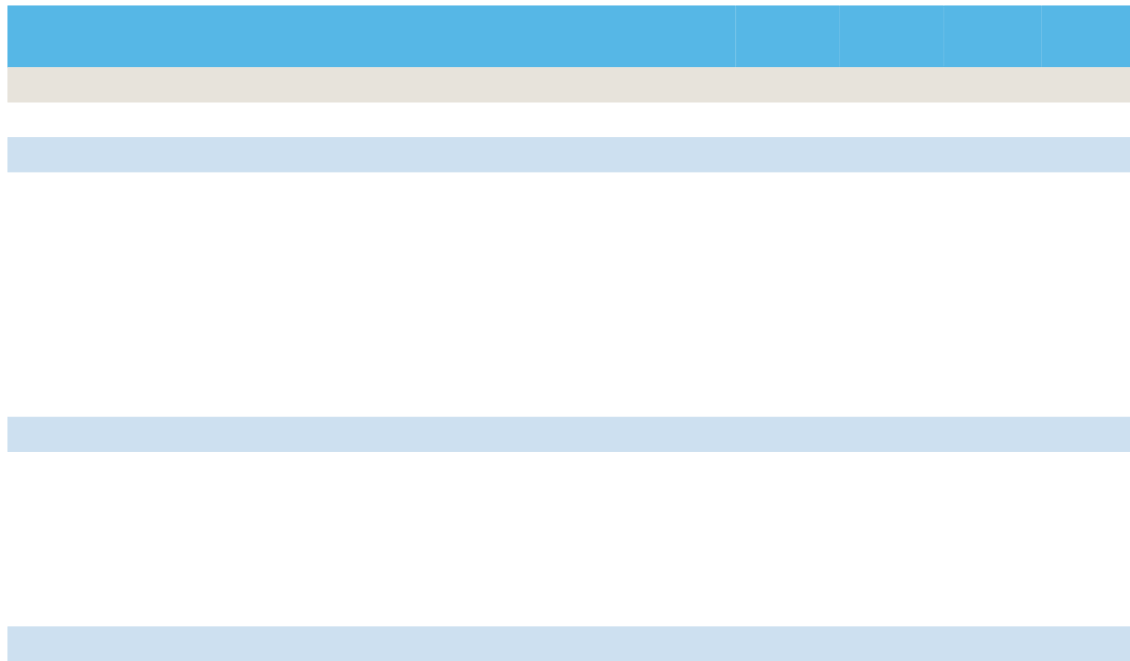
		American Indian	Asian	Pacific Islander	Two or More Races	Special Ed	Econ Disadv	EB/EL
7.5%	98.2%	*	-	-	*	96.0%	97.4%	97.6%
8.6%	99.0%	*	*	-	*	97.6%	98.6%	99.0%
6.7%	3.5%	*	-	-	*	9.6%	7.1%	7.1%
3.5%	0.0%	*	*	-	*	7.3%	3.2%	2.0%
0.2%	0.0%	*	-	-	*	0.0%	0.1%	0.0%
0.1%	0.0%	*	*	-	*	0.0%	0.1%	0.4%
-	-	-	-	-	-	-	-	-













Texas Education Agency  
2021-22 CCMR-Related Indicators (TAPR)  
GALENA PARK MIDDLE (101910041) - GALENA PARK ISD - HARRIS COUNTY

There is no data for this campus.

Texas Education Agency  
2021-22 Other Postsecondary Indicators (TAPR)  
GALENA PARK MIDDLE (101910041) - GALENA PARK ISD - HARRIS COUNTY

There is no data for this campus.











Texas Education Agency  
2021-22 Staff Information (TAPR)  
GALENA PARK MIDDLE (101910041) - GALENA PARK ISD - HARRIS COUNTY

	----- Campus -----		District	State
Staff Information	Count/Average	Percent	District	State
Over 30 Years Experience	2.0	3.0%	2.6%	2.9%
Number of Students per Teacher	14.6	n/a	15.3	14.6

Staff Information	Campus	District	State
<b>Experience of Campus Leadership:</b>			
Average Years Experience of Principals	9.0	8.2	6.3
Average Years Experience of Principals with District	9.0	7.4	5.4
Average Years Experience of Assistant Principals	9.0	6.5	5.5
Average Years Experience of Assistant Principals with District	7.0	5.8	4.8
<b>Average Years Experience of Teachers:</b>			
Average Years Experience of Teachers:	10.8	10.5	11.1
Average Years Experience of Teachers with District:	8.5	8.2	7.2
<b>Average Teacher Salary by Years of Experience (regular duties only):</b>			
Beginning Teachers	\$48,156	\$44,145	\$51,054
1-5 Years Experience	\$61,739	\$61,573	\$54,577
6-10 Years Experience	\$63,167	\$62,853	\$57,746
11-20 Years Experience	\$66,360	\$65,372	\$61,377
21-30 Years Experience	\$69,919	\$69,734	\$65,949
Over 30 Years Experience	\$73,860	\$73,409	\$71,111
<b>Average Actual Salaries (regular duties only):</b>			
Teachers	\$64,022	\$62,966	\$58,887
Professional Support	\$69,825	\$73,587	\$69,505
Campus Administration (School Leadership)	\$95,358	\$93,766	\$84,990
Instructional Staff Percent:	n/a	58.2%	64.9%
Contracted Instructional Staff (not incl. above):	0.0	0.0	2,113.6

	----- Campus -----		District	State
Program Information	Count	Percent	District	State
<b>Teachers by Program (population served):</b>				
Bilingual/ESL Education	1.8	2.6%	17.9%	6.2%
Career and Technical Education	5.2	7.8%	7.9%	5.2%
Compensatory Education	0.2	0.2%	0.5%	3.0%
Gifted and Talented Education	0.2	0.3%	0.5%	1.7%
Regular Education	57.6	85.3%	63.9%	70.8%

Texas Education Agency  
2021-22 Staff Information (TAPR)  
GALENA PARK MIDDLE (101910041) - GALENA PARK ISD - HARRIS COUNTY
