

2021-22 Texas Academic Performance Report (TAPR)

District Name: GALENA PARK ISD

Campus Name: GALENA PARK H S

Campus Number: 101910002

2022 Accountability Rating: B

Distinction Designations:

Academic Achievement in ELA/Reading

Academic Achievement in Mathematics

Academic Achievement in Science

Academic Achievement in Social Studies

Top 25 Percent: Comparative Academic Growth

Top 25 Percent: Comparative Closing the Gaps

Postsecondary Readiness

This page is intentionally blank.

Texas Education Agency
2021-22 STAAR Performance (TAPR)
GALENA PARK H S (101910002) - GALENA PARK ISD - HARRIS COUNTY

School
Year

State

District

Campus

African
American

Hispanic

White

American
Indian

Asian

Pacific
Islander

Two
or
More
Races

Texas Education Agency
 2021-22 Progress (TAPR)
 GALENA PARK H S (101910002) - GALENA PARK ISD - HARRIS COUNTY

Due to the cancellation of spring 2020 STAAR, 2022 and 2019 progress data are shown.

School Year	State	District	Campus	African American	Hispanic	White	American Indian	Asian	Pacific Islander	Two or More Races	Special Ed (Current)	Special Ed				

Texas Education Agency
 2021-22 Bilingual Education/English as a Second Language (Current EB Students/EL) (TAPR)
 GALENA PARK H S (101910002) - GALENA PARK ISD - HARRIS COUNTY

Due to the cancellation of spring 2020 STAAR, 2022 and 2019 School progress and STAAR progress measure data are shown.


School Year	State	District	Campus	Total Bilingual Education	BE-Trans Early Exit	BE-Trans Late Exit	BE-Dual Two-Way	BE-Dual One-Way	ALP Bilingual (Exception)	Total	EShd	1 J	1 d	1 J	1 j	0 d	0 J	0 j	498.96	521.28	22.32	0.28	re B	0 d	1 J	1 j
-------------	-------	----------	--------	---------------------------	---------------------	--------------------	-----------------	-----------------	---------------------------	-------	------	-----	-----	-----	-----	-----	-----	-----	--------	--------	-------	------	------	-----	-----	-----





Texas Education Agency
 2021-22 Graduation Profile (TAPR)
 GALENA PARK H S (101910002) - GALENA PARK ISD - HARRIS COUNTY

	Campus Count	Campus Percent	District Count	State Count
Graduates (2020-21 Annual Graduates)				
Total Graduates	467	100.0%	1,680	358,842
By Ethnicity:				
African American	13	2.8%	301	44,018



Texas Education Agency
 2021-22 College, Career, and Military Readiness (CCMR) (TAPR)
 GALENA PARK H S (101910002) - GALENA PARK ISD - HARRIS COUNTY

Academic Year	State	District	Campus	African American	Hispanic	White	American Indian	Asian	Pacific Islander	Two or More Races	Special Ed	Econ Disadv	EB/EL
College, Career, and Military Ready Graduates (Student Achievement)													
College, Career, or Military Ready (Annual Graduates)													
2020-21	65.2%	81.3%	73.2%	53.8%	74.0%	66.7%	*	-	-	*	70.7%	72.8%	59.2%
2019-20	63.0%	78.0%	81.4%	58.3%	82.5%	72.7%	-	-	-	*	86.2%	82.4%	74.1%
College Ready Graduates													
College Ready (Annual Graduates)													
2020-21	52.7%	70.4%	58.5%	30.8%	59.5%	53.3%	*	-	-	*	7.3%	57.3%	38.2%
2019-20	53.4%	62.0%	63.7%	33.3%	64.5%	72.7%	-	-	-	*	10.3%	63.5%	53.4%
TSI Criteria Graduates in English Language Arts (Annual Graduates)													
2020-21	56.1%	83.2%	82.2%	76.9%	82.3%	86.7%	*	-	-	*	58.5%	81.0%	75.0%
2019-20	59.7%	51.6%	57.7%	66.7%	57.7%	54.5%	-	-	-	*	69.0%	57.6%	62.1%
TSI Criteria Graduates in Mathematics (Annual Graduates)													
2020-21	45.7%	63.6%	51.0%	38.5%	51.5%	46.7%	*	-	-	*	7.3%	50.4%	38.2%
2019-20	47.9%	64.1%	68.0%	50.0%	68.6%	63.6%	-	-	-	*	13.2%	58.0%	58.0%

Texas Education Agency
 2021-22 College, Career, and Military Readiness (CCMR) (TAPR)
 GALENA PARK H S (101910002) - GALENA PARK ISD - HARRIS COUNTY

Academic Year	State	District	Campus	African American	Hispanic	White	American Indian	Asian	Pacific Islander	Two or More Races	Special Ed	Econ Disadv	EB/EL
2020-21	18.4%	23.8%	31.0%	38.5%	31.0%	26.7%	*	-	-	*	14.6%	32.0%	22.4%
2019-20	13.2%	27.1%	28.5%	25.0%	29.4%	0.0%	-	-	-	*	13.8%	29.6%	24.1%
Graduates with Level I or Level II Certificate (Annual Graduates)													
2020-21	0.7%	3.5%	1.3%	0.0%	1.4%	0.0%	*	-	-	*	0.0%	1.0%	0.0%
2019-20	0.7%	3.4%	0.0%	0.0%	0.0%	0.0%	-	-	-	*	0.0%	0.0%	0.0%
Graduate with Completed IEP and Workforce Readiness (Annual Graduates)													
2020-21	2.4%	2.6%	2.1%	0.0%	2.1%	6.7%	*	-	-	*	24.4%	2.2%	5.3%
2019-20	2.4%	1.8%	1.8%	8.3%	1.7%	0.0%	-	-	-	*	27.6%	1.9%	0.0%
Graduates Under an Advanced Diploma Plan and Identified as a Current Special Education Student (Annual Graduates)													
2020-21	4.4%	6.6%	5.1%	15.4%	4.8%	6.7%	*	-	-	*	58.5%	4.8%	10.5%
2019-20	3.7%	4.8%	4.8%	8.3%	4.9%	0.0%	-	-	-	*	72.4%	4.8%	15.5%



as Education Agency
 IR-Related Indicators (TAPR)
 002) - GALENA PARK ISD - HARRIS COUNTY



	Academic Year	State	District	Campus	African American	Hispanic	White	American Indian	Asian	Pacific Islander	Two or More Races	Special Ed	Econ Disadv	EB/EL
Social Studies	2021	42.2%	26.0%	35.1%	*	34.3%	*	-	-	-	-	-	33.3%	*
	2020	52.3%	35.1%	37.7%	-	38.6%	*	-	-	-	-	-	34.8%	*
				33.8%	46.2%	33.1%	46.7%	*			*	7.3%	31.0%	6.5%
				47.6%	58.3%	47.0%	63.6%	-	-	-	*	10.3%	45.2%	9.8%
				13.9%	0.0%	13.9%	28.6%	-	-	-	*	*	11.6%	0.0%
				17.9%	0.0%	19.2%	0.0%	-	-	-	-	*	15.3%	33.3%
				1093	-	1122	*	-	-	-	*	-	1104	-
				1059	-	1080	855	-	-	-	-	850	1058	1205
				557	-	570	*	-	-	-	*	-	563	-
				538	-	548	440	-	-	-	-	400	540	625
				535	-									

Texas Education Agency
 2021-22 Other Postsecondary Indicators (TAPR)
 GALENA PARK H S (101910002) - GALENA PARK ISD - HARRIS COUNTY

	Academic Year	State	District	Campus	African American	Hispanic	White	American Indian	Asian	Pacific Islander	Two or More Races	Special Ed	Econ Disadv	EB/EL
Advanced/Dual-Credit Course Completion (Grades 9-12)														
Any Subject	2020-21	42.5%	50.3%	49.9%	41.0%	50.5%	41.8%	42.9%	*	-	20.0%	19.3%	48.3%	30.9%
	2019-20	46.3%	53.7%	53.7%	34.8%	54.6%	52.9%	50.0%	-	-	*	33.1%	53.0%	41.0%
English/Language/Arts	2020-21	16.3%	21.4%	16.0%	10.0%	16.3%	17.0%	14.3%	*	-	0.0%	1.5%	15.0%	10.7%
	2019-20	18.2%	23.5%	22.0%	15.4%	22.2%	26.0%	0.0%	-	-	*	17.2%	21.6%	24.4%
Mathematics	2020-21	19.3%	15.3%	11.0%	8.5%	11.0%	13.7%	0.0%	*	-	20.0%	2.7%	10.2%	4.9%
	2019-20	20.7%	15.3%	10.9%	6.3%	11.1%	10.4%	16.7%	-	-	*	4.8%	10.5%	1.9%
Science	2020-21	20.6%	21.2%	25.7%	24.6%	25.7%	26.4%	50.0%	*	-	20.0%	13.4%	25.0%	11.6%
	2019-20	22.4%	24.8%	31.3%	20.0%	31.5%	38.8%	16.7%	-	-	*	15.4%	31.2%	19.1%
Social Studies	2020-21	22.8%	28.0%	25.8%	11.9%	26.4%	25.5%	0.0%	*	-	0.0%	1.0%	24.2%	6.7%
	2019-20	24.6%	28.9%	26.2%	10.3%	26.8%	34.0%	0.0%	-	-	*	1.2%	24.2%	3.8%
CTE Coherent Sequence (Annual Graduates)														
	2020-21	0.0%	0.0%	0.0%	0.0%	0.0%	0.0%	*	-	-	*	0.0%	0.0%	0.0%
	2019-20	58.5%	79.3%	74.3%	83.3%	73.7%	81.8%	-	-	-	*	79.3%	75.2%	63.8%

Texas Education Agency
2021-22 Student Information (TAPR)
GALENA PARK H S (101910002) - GALENA PARK ISD - HARRIS COUNTY

	Membership						



Texas Education Agency
 2021-22 Staff Information (TAPR)
 GALENA PARK H S (101910002) - GALENA PARK ISD - HARRIS COUNTY

Staff Information	----- Campus -----			
	Count/Average	Percent	District	State
Total Staff	150.3	100.0%	100.0%	100.0%
Professional Staff:	139.8	93.0%	60.5%	64.1%
Teachers	116.0	77.2%	43.4%	49.3%
Professional Support	15.8	10.5%	12.6%	10.7%
Campus Administration (School Leadership)	8.0	5.3%	2.8%	2.9%
Educational Aides:	10.5	7.0%	7.9%	11.1%
Librarians and Counselors (Headcount):				



Texas Education Agency
 2021-22 Staff Information (TAPR)
 GALENA PARK H S (101910002) - GALENA PARK ISD - HARRIS COUNTY

Program Information	----- Campus -----		District	State
	Count	Percent		
Special Education	8.0	6.9%	8.2%	9.6%
Other	15.2	13.1%	1.1%	3.5%

- Indicates there are no students in the group.
- * Indicates results are masked due to small numbers to protect student confidentiality.
- ** When only one student disability or assessment group is masked, then the second smallest student disability or assessment group is masked regardless of size.
- n/a Indicates data reporting is not applicable for this group.
- ? Indicates that the data for this item were statistically improbable or were reported outside a reasonable range.

Link to: [PEIMS Financial Standard Reports 2020-21 Financial Actual Report](#)
 (To open link in a new window, press the "Ctrl" key and click on the link.)