

# 2021-22 Texas Academic Performance Report (TAPR)

District Name: GALENA PARK ISD

Campus Name: GALENA PARK ISD CAREER AND TECHNICAL ECHS

Campus Number: 101910030

2022 Accountability Rating: A

Distinction Designations:

Top 25 Percent: Comparative Closing the Gaps


This page is intentionally blank.

Texas Education Agency  
2021-22 STAAR Performance (TAPR)


At Approaches Gr

GALENA PARK ISD CAREER AND TECHNICAL ECHS (101910030) - GALENA PARK ISD - HARRIS COUNTY

	School Year	State	District	Campus	African American *	Hispanic	White	American Indian	Asian	Pacific Islander	Two or More Races	Special Ed (Current)	Special Ed (Former)	Continuously Enrolled	Non-Continuously Enrolled	Econ Disadv	EB & EL (Current & Monitored)
STAAR Performance Rates by Tested Grade, Subject, and Performance Level																	
End of Course English I																	
At Approaches Grade Level or Above	2022	65%	63%	82%	86%	82%	*	-	-	-	*	*	*	85%	70%	82%	71%
	2021	67%	62%	91%	77%	92%	100%	*	-	-	*	*	*	92%	81%	90%	88%
At Meets Grade Level or Above	2022	47%	41%	64%	36%	69%	*	-	-	-	*	*	*	67%	48%	64%	51%
	2021	50%	42%	70%	46%	73%	60%	*	-	-	*	*	*	72%	56%	70%	63%
At Masters Grade Level	2022	11%	4%	8%	7%	7%	*	-	-	-	*	*	*	8%	4%	8%	3%
	2021	12%	5%	16%	8%	18%	0%	*	-	-	*	*	*	17%	6%	16%	9%
End of Course English II																	
At Approaches Grade Level or Above	2022	72%	69%	94%	77%	96%	100%	-	-	-	*	*	*	94%	100%	96%	91%
	2021	71%	62%	93%	*	93%	*	*	-	-	-	*	*	94%	92%	93%	91%
At Meets Grade Level or Above	2022	55%	47%	82%	69%	84%	80%	-	-	-	*	*	*	82%	88%	84%	78%
	2021	57%	47%	80%	*	81%	*	*	-	-	-	*	*	81%	69%	80%	69%
At Masters Grade Level	2022	9%	4%	7%	0%	7%	20%	-	-	-	*	*	*	8%	0%	7%	0%
	2021	11%	4%	7%	At Approaches Grade Level or	*	-	-	-	-	*	*	*	7%	8%	5%	At Appro





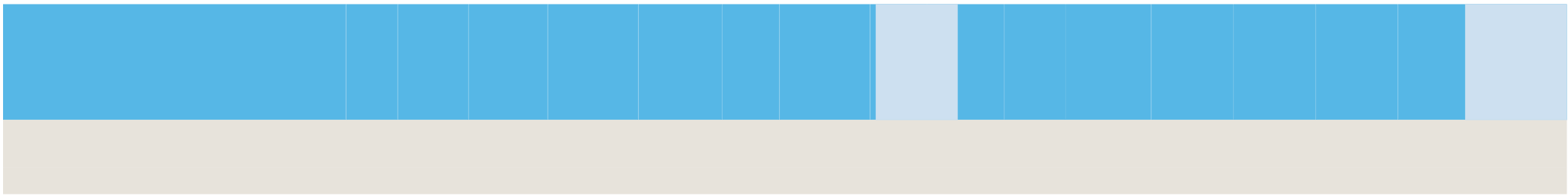

















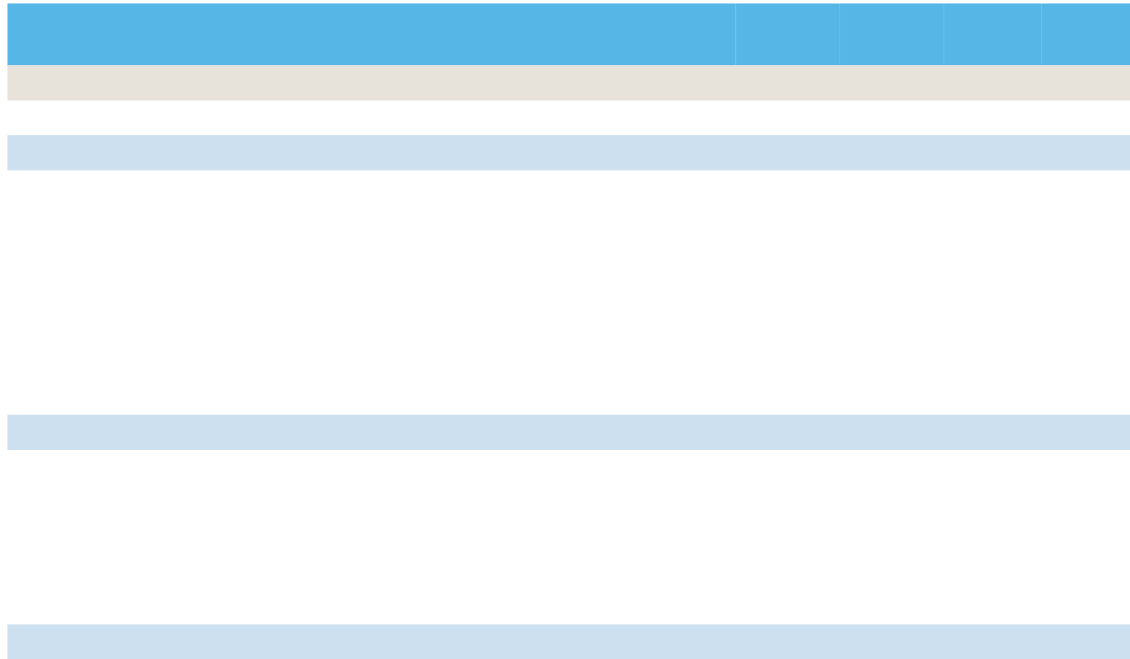






Texas Education Agency  
2021-22 Graduation Profile (TAPR)

GALENA PARK ISD CAREER AND TECHNICAL ECHS (101910030) - GALENA PARK ISD - HARRIS COUNTY







Texas Education Agency  
 2021-22 College, Career, and Military Readiness (CCMR) (TAPR)  
 GALENA PARK ISD CAREER AND TECHNICAL ECHS (101910030) - GALENA PARK ISD - HARRIS COUNTY

Academic Year	State	District	Campus	African American	Hispanic	White	American Indian	Asian	Pacific Islander	Two or More Races	Special Ed	Econ Disadv	EB/EL
2020-21	18.4%	23.8%	1.0%	0.0%	1.2%	*	-	*	-	-	*	1.2%	0.0%
2019-20	13.2%	27.1%	1.9%	0.0%	1.2%	*	-	*	-	*	*	2.1%	*
Graduates with Level I or Level II Certificate (Annual Graduates)													
2020-21													



Texas Education Agency  
2021-22 CCMR-Related Indicators (TAPR)  
GALENA PARK ISD CAREER AND TECHNICAL ECHS (101910030) - GALENA PARK ISD - HARRIS COUNTY

	Academic Year	State	District	Campus	African American	Hispanic								









Texas Education Agency  
 2021-22 Student Information (TAPR)  
 GALENA PARK ISD CAREER AND TECHNICAL ECHS (101910030) - GALENA PARK ISD - HARRIS COUNTY


Student Information	--Non-Special Education Rates--			---Special Education Rates---		
	Campus	District	State	Campus	District	State
Retention Rates by Grade:						
Kindergarten	-	5.1%	1.9%	-	3.8%	5.2%
Grade 1	-	8.9%	2.9%	-	9.9%	4.2%
Grade 2	-	4.9%	1.7%	-	5.1%	2.2%
Grade 3	-	3.2%	1.0%	-	0.0%	1.0%
Grade 4	-	1.8%	0.7%	-	1.5%	0.7%
Grade 5	-	1.0%	0.5%	-	0.5%	0.7%
Grade 6	-	0.1%	0.6%	-	0.0%	0.6%
Grade 7	-	0.2%	0.7%	-	0.0%	0.7%
Grade 8	-	0.3%	0.6%	-	1.1%	0.8%
Grade 9	0.0%	0.7%	10.5%	0.0%	1.0%	14.1%

Class Size Averages by Grade and Subject  
 (Derived from teacher responsibility records):



Class Size Information	Campus	District	State
Elementary:			
Kindergarten	-	21.7	18.7
Grade 1	-	18.0	18.7
Grade 2	-	16.9	18.6
Grade 3	-	17.6	18.7
Grade 4	-	17.8	18.8
Grade 5	-	17.5	20.2
Grade 6	-	18.9	19.2
Secondary:			
English/Language Arts	18.5	16.1	16.3
Foreign Languages	16.3	22.6	18.4
Mathematics	15.2	17.4	17.5
Science	19.2	19.3	18.5
Social Studies	21.2	19.8	19.1

\_\_\_\_\_

dir  
tin



ty:



▲







Texas Education Agency  
 2021-22 Staff Information (TAPR)  
 GALENA PARK ISD CAREER AND TECHNICAL ECHS (101910030) - GALENA PARK ISD - HARRIS COUNTY

Program Information	----- Campus -----		District	State
	Count	Percent		
Special Education	0.0	0.0%	8.2%	9.6%
Other	0.0	0.0%	1.1%	3.5%

- Indicates there are no students in the group.
- \* Indicates results are masked due to small numbers to protect student confidentiality.
- \*\* When only one student disability or assessment group is masked, then the second smallest student disability or assessment group is masked regardless of size.
- n/a Indicates data reporting is not applicable for this group.
- ? Indicates that the data for this item were statistically improbable or were reported outside a reasonable range.

Link to: [PEIMS Financial Standard Reports 2020-21 Financial Actual Report](#)  
 (To open link in a new window, press the "Ctrl" key and click on the link.)