

# 2022-23 Texas Academic Performance Report (TAPR)

District Name: GALENA PARK ISD

Campus Name: NORTH SHORE SENIOR HIGH

Campus Number: 101910003

This page is intentionally blank.

Texas Education Agency  
**2022-23 STAAR Performance (TAPR)**  
 NORTH SHORE SENIOR HIGH (101910003) - GALENA PARK ISD - HARRIS COUNTY

	School Year	State	District	Campus	African American	Hispanic	White	American Indian	Asian	Pacific Islander	Two or More Races	Special Ed (Current)	Special Ed (Former)	Continuously Enrolled	Non-Continuously Enrolled	Econ Disadv	EB EL (Current & Monitored)
<b>STAAR Performance Rates by Tested Grade, Subject, and Performance Level</b>																	
<b>End of Course English I</b>																	
At Approaches Grade Level or Above	2023	72%	74%	71%	68%	72%	75%	-	100%	-	78%	36%	60%	75%	61%	70%	66%
	2022	65%	63%	61%	66%	60%	49%	*									





Texas Education Agency  
2022-23 Progress (TAPR)  
NORTH SHORE SENIOR HIGH (101910003) - GALENA PARK ISD - HARRIS COUNTY

	School Year	State	District	Campus	African American	Hispanic	White												
--	-------------	-------	----------	--------	------------------	----------	-------	--	--	--	--	--	--	--	--	--	--	--	--



Texas Education Agency  
2022-23 Bilingual Education/English as a Second Language (Current EB Students/EL) (TAPR)  
NORTH SHORE SENIOR HIGH (101910003) - GALENA PARK ISD - HARRIS COUNTY

School Year	State	District																		
----------------	-------	----------	--	--	--	--	--	--	--	--	--	--	--	--	--	--	--	--	--	--






Texas Education Agency  
2022-23 STAAR Participation (TAPR)  
NORTH SHORE SENIOR HIGH (101910003) - GALENA PARK ISD - HARRIS COUNTY

	State	District	Campus	Campus																				











Texas Education Agency  
2022-23 Graduation Profile (TAPR)  
NORTH SHORE SENIOR HIGH (101910003) - GALENA PARK ISD - HARRIS COUNTY

	Campus Count	Campus Percent		



Texas Education Agency  
2022-23 College, Career, and Military Readiness (CCMR) (TAPR)  
NORTH SHORE SENIOR HIGH (101910003) - GALENA PARK ISD - HARRIS COUNTY

The table consists of a single header row with 12 columns, colored blue. Below the header, there are 11 rows of content area, each represented by a light beige rectangular block. The blocks are separated by thin white lines, indicating a grid structure. The content within these rows is currently blank.












Texas Education Agency  
 2022-23 Other Postsecondary Indicators (TAPR)  
 NORTH SHORE SENIOR HIGH (101910003) - GALENA PARK ISD - HARRIS COUNTY

	Academic Year	State	District	Campus	African American	Hispanic	White	American Indian	Asian	Pacific Islander	Two or More Races	Special Ed	Econ Disadv	EB/EL
<b>Advanced/Dual-Credit Course Completion (Grades 9-12)</b>														
Any Subject	2021-22	44.2%	54.6%	49.8%	47.6%	50.0%	50.3%	50.0%	79.1%	*	48.3%	27.8%	48.9%	36.2%
	2020-21	42.5%	50.3%	46.3%	47.0%	45.5%	47.2%	23.1%	79.6%	*	46.9%	20.0%	43.7%	23.7%
English/Language/Arts	2021-22	16.6%	22.8%	22.3%	20.3%	22.7%	21.0%	33.3%	41.9%	*	17.9%	6.7%	20.7%	15.3%
	2020-21	16.3%	21.4%	20.9%	20.7%	20.5%	24.7%	7.7%	43.4%	*	25.0%	6.1%	18.6%	8.7%
Mathematics	2021-22	19.9%	15.8%	14.0%	11.7%	14.4%	14.5%	16.7%	38.1%	*	17.9%	17.7%	13.1%	8.9%
	2020-21	19.3%	15.3%	15.6%	14.6%	15.8%	13.5%	7.7%	38.5%	*	12.5%	10.4%	14.3%	5.4%
Science	2021-22	21.1%	21.3%	19.9%	18.2%	20.3%	19.2%	8.3%	41.5%	*	8.0%	8.9%	19.3%	10.4%
	2020-21	20.6%	21.2%	20.0%	20.6%	19.6%	18.5%	0.0%	40.7%	*	13.3%	9.0%	18.4%	8.1%
Social Studies	2021-22	22.8%	28.2%	29.1%	29.6%	28.1%	35.5%	27.3%	66.7%	*	25.9%	2.0%	26.6%	6.7%
	2020-21	22.8%	28.0%	27.8%	25.7%	27.5%	33.1%	15.4%	69.8%	*	34.4%	1.2%	24.6%	4.2%
<b>Graduates Enrolled in Texas Institution of Higher Education (TX IHE)</b>														
	2020-21	46.7%	52.2%	51.9%	50.7%	52.0%	50.0%	*	82.4%	-	28.6%	33.1%	48.7%	24.6%
	2019-20	46.1%	36.0%	34.2%	43.5%	30.7%	35.1%	*	50.0%	-	62.5%	17.9%	31.6%	11.1%
<b>Graduates in TX IHE Completing One Year Without Enrollment in a Developmental Education Course</b>														
	2020-21	-	-	-	-	-	-	-	-	-	-	-	-	-
	2019-20	-	-	-	-	-	-	-	-	-	-	-	-	-

Texas Education Agency  
2022-23 Student Information (TAPR)



Texas Education Agency  
2022-23 Student Information (TAPR)


Texas Education Agency  
**2022-23 Staff Information (TAPR)**  
 NORTH SHORE SENIOR HIGH (101910003) - GALENA PARK ISD - HARRIS COUNTY

Staff Information	----- Campus -----		District	State
	Count/Average	Percent		
Total Staff	389.0	100.0%	100.0%	100.0%
Professional Staff:	355.2	91.3%	60.0%	64.1%
Teachers	296.3	76.2%	43.0%	48.7%
Professional Support	35.0	9.0%	12.7%	10.9%
Campus Administration (School Leadership)	24.0	6.2%	2.6%	3.3%
Educational Aides:	33.8	8.7%	9.0%	11.3%
<b>Librarians and Counselors (Headcount):</b>				
Full-time Librarians	2.0	n/a	21.0	4,258.0
Part-time Librarians	0.0	n/a	0.0	646.0
Full-time Counselors	14.0	n/a	49.0	13,815.0
Part-time Counselors	0.0	n/a	0.0	1,240.0
Total Minority Staff:	283.5	72.9%	81.2%	53.2%
<b>Teachers by Ethnicity:</b>				
African American	118.6	40.0%	30.6%	11.8%
Hispanic	73.3	24.7%	42.0%	

by





Texas Education Agency  
2022-23 Staff Information (TAPR)  
NORTH SHORE SENIOR HIGH (101910003) - GALENA PARK ISD - HARRIS COUNTY

- Indicates there is no data for the item.
- \* Indicates results are masked due to small numbers.
- \*\* When only one student disability or assessment group is masked, then the second smallest student disability or assessment group is masked regardless of size.
- n/a Indicates data reporting is not applicable for this group.
- ? Indicates that the data for this item were statistically improbable or were reported outside a reasonable range.