


2022-23 Texas Academic Performance Report (TAPR)

District Name: GALENA PARK ISD

Campus Name: GALENA PARK ISD CAREER AND TECHNICAL ECHS

Campus Number: 101910030

This page is intentionally blank.





Texas Education Agency
2022-23 Progress (TAPR)

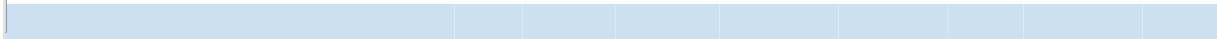



GALENA PARK ISD CAREER AND TECHNICAL ECHS (101910030) - GALENA PARK ISD - HARRIS COUNTY

	School Year	State	District	Campus	African American	Hispanic	White	American Indian	Asian	Pacific Islander	Two or More Races	Special Ed (Current)	Special Ed (Former)	Continuously Enrolled	Non-Continuously Enrolled	Econ Disadv	EB/EL (Current & Monitored)
School Progress - Annual Growth by Grade and Subject																	
End of Course English I	2023	57%	57%	60%	*	61%	*	-	*	*	-	43%	*	61%	53%	60%	57%
End of Course English II	2023	74%	72%	92%	78%	93%	*	-	-	-	-	*	-	92%	92%	92%	91%
End of Course Algebra I	2023	76%	89%	92%	*	91%	*	-	-	*	-	75%	*	90%	100%	92%	95%
All Grades Both Subjects	2023	64%	66%	80%	73%	80%	58%	-	*	*	-	66%	*	80%	78%	79%	78%
All Grades ELA/Reading	2023	63%	63%	75%	67%	76%	*	-	*	*	-	60%	*	77%	63%	75%	

Texas Education Agency
 2022-23 Bilingual Education/English as a Second Language (Current EB Students/EL) (TAPR)
 GALENA PARK ISD CAREER AND TECHNICAL ECHS (101910030) - GALENA PARK ISD - HARRIS COUNTY


	School Year	State	District	Campus	Total Bilingual Education	BE-Trans Early Exit	BE-Trans Late Exit	BE-Dual Two-Way	BE-Dual One-Way	ALP Bilingual (Exception)	Total ESL	ESL Content-Based	ESL Pull-Out	ALP ESL (Waiver)	EB/EL with Parental Denial	Never EB/EL	Total EB/EL (Current)	Monitored & Former EB/EL
STAAR Performance Rate by Subject and Performance Level																		
All Grades All Subjects																		
At Approaches Grade Level or Above	2023	76%	77%	96%	-	-	-	-	-	-	94%	-	94%	-	79%	97%	93%	98%
	2022	74%	74%	92%	-	-	-	-	-	-	82%	-	82%	-	*	93%	82%	99%
At Meets Grade Level or Above	2023	49%	47%	75%	-	-	-	-	-	-	67%	-	67%	-	43%	76%	65%	89%
	2022	48%	45%	67%	-	-	-	-	-	-	52%	-	52%	-	*	64%	52%	84%
At Masters Grade Level	2023	20%	16%	22%	-	-	-	-	-	-	12%	-	12%	-	7%	23%	12%	35%
	2022	23%	20%	17%	-	-	-	-	-	-	11%	-		-	*	18%	11%	22%
All Grades ELA/Reading																		
At Approaches Grade Level or Above	2023	77%	76%	95%	-	-	-	-	-	-	91%	-	91%	-	83%	97%	90%	100%





Texas Education Agency
 2022-23 Attendance, Graduation, and Dropout Rates (TAPR)
 GALENA PARK ISD CAREER AND TECHNICAL ECHS (101910030) - GALENA PARK ISD - HARRIS COUNTY


State	District	Camous	African American	Hispanic	White	American Indian	Asian	Pacific Islander	Two or More Races	Special Ed	Econ Disadv	EB/EL
-------	----------	--------	------------------	----------	-------	-----------------	-------	------------------	-------------------	------------	-------------	-------





GAL

TY



Graduates€(2021-22 Annual Graduates)

Total Graduates	95	100.0%	1,663	368,686
By Ethnicity:				
African American	6	6.3%	300	45,227
Hispanic	80	84.2%	1,280	191,125
White	5	5.3%	60	103,171
American Indian	2	2.1%	5	1,159
Asian	2	2.1%	12	18,794
Pacific Islander				



Texas Education Agency
2022-23 College, Career, and Military Readiness (CCMR) (TAPR)
GALENA PARK ISD CAREER AND TECHNICAL ECHS (101910030) - GALENA PARK ISD - HARRIS COUNTY

Academic Year	State	District	Campus	African American	Hispanic	White	American Indian							

Texas Education Agency
2022-23 College, Career, and Military Readiness (CCMR) (TAPR)
GALENA PARK ISD CAREER AND TECHNICAL ECHS (101910030) - GALENA PARK ISD - HARRIS COUNTY

Academic Year	State	District	Campus										


Texas Education Agency
2022-23 CCMR-Related Indicators (TAPR)
 ARK ISD CAREER AND TECHNICAL ECHS (101910030) - GALENA PARK ISD - HARRIS COUNTY

Academic Year	State	District	Campus	African American	Hispanic	White	American Indian	Asian	Pacific Islander	Two or More Races	Special Ed	Econ Disadv	EB/EL
orion) (Annual Graduates)													
2021-22	22.8%	27.4%	58.9%	100.0%	55.0%	60.0%	*	*	-	-	*	56.8%	*
				41.7%	59.8%	*	-	*	-	-	*	54.8%	0.0%
				50.0%	30.0%	40.0%	*	*	-	-	*	33.3%	*
				25.0%	25.6%	*	-	*	-	-	*	22.6%	0.0%
				50.0%	27.5%	40.0%	*	*	-	-	*	30.9%	*
				16.7%	23.2%	*	-	*	-	-	*	19.0%	0.0%
or College Prep Courses (Annual Graduates)													
2021-22	11.7%	38.9%	2.1%	0.0%	2.5%	0.0%	*	*	-	-	*	2.5%	*
2020-21	8.6%	64.6%	1.0%	0.0%		*		*	-	-	*	1.2%	16.7%
2021-22	14.0%	50.6%	38.9%	16.7%	42.5%	20.0%			-	-	*	43.2%	*
2020-21				7%	41.7%	41.5%	*	*	-	-	*	45.2%	66.7%

Texas Education Agency
 2022-23 CCMR-Related Indicators (TAPR)
 GALENA PARK ISD CAREER AND TECHNICAL ECHS (101910030) - GALENA PARK ISD - HARRIS COUNTY

	Academic Year	State	District	Campus	African American	Hispanic	White	American Indian	Asian	Pacific Islander	Two or More Races	Special Ed		
--	---------------	-------	----------	--------	------------------	----------	-------	-----------------	-------	------------------	-------------------	------------	--	--

Texas Education Agency
2022-23 Other Postsecondary Indicators (TAPR)
GALENA PARK ISD CAREER AND TECHNICAL ECHS (101910030) - GALENA PARK ISD - HARRIS COUNTY



Texas Education Agency
2022-23 Student Information (TAPR)
 GALENA PARK ISD CAREER AND TECHNICAL ECHS (101910030) - GALENA PARK ISD - HARRIS COUNTY

Student Information	Membership				Enrollment			
	Campus		District	State	Campus		District	State
	Count	Percent			Count	Percent		
Total Students	464	100.0%	21,366	5,504,150	464	100.0%	21,392	5,518,432
Students by Grade:								
Early Childhood Education	0	0.0%	0.3%	0.3%	0	0.0%	0.4%	0.5%
Pre-Kindergarten	0	0.0%	5.0%	4.4%	0	0.0%	5.0%	4.4%
n: 3-year Old	0	0.0%	0.5%	0.7%	0	0.0%	0.5%	0.7%
n: 4-year Old	0	0.0%	4.5%	3.7%	0	0.0%	4.5%	3.7%
	0	0.0%	6.4%	6.7%	0	0.0%	6.3%	6.7%
	0	0.0%	7.2%	7.2%	0	0.0%	7.2%	7.2%
	0	0.0%	6.6%	7.2%	0	0.0%	6.6%	7.2%
Grade 3	0	0.0%	6.4%	7.2%	0	0.0%	6.4%	7.1%
Grade 4	0	0.0%	6.7%	7.2%	0	0.0%	6.7%	7.1%
Grade 5	0	0.0%	6.6%	7.2%	0	0.0%	6.6%	7.2%
Grade 6	0	0.0%	7.2%	7.3%	0	0.0%	7.2%	7.2%
Grade 7	0	0.0%	7.2%	7.4%	0	0.0%	7.2%	7.4%
Grade 8	0	0.0%	7.9%	7.7%	0	0.0%	7.9%	7.7%
Grade 9	143	30.8%	8.4%	8.7%	143	30.8%	8.4%	8.7%
Grade 10	121	26.1%	8.1%	7.9%	121	26.1%	8.1%	7.9%
Grade 11	111	23.9%	8.0%	7.0%	111	23.9%	8.0%	7.0%
Grade 12	89	19.2%	8.0%	6.6%	89	19.2%	8.0%	6.6%
Ethnic Distribution:								
African American	29	6.3%	14.8%	12.8%	29	6.3%		
Hispanic	414	89.2%	80.7%	53.0%	414	89.2%		
White	17	3.7%	3.1%	25.6%	17	3.7%		
American Indian	2	0.4%	0.2%	0.3%	2	0.4%		
		0.2%	0.5%	5.1%	1	0.2%		
		0.0%	0.0%	0.2%	0			

Texas Education Agency
2022-23 Student Information (TAPR)
 GALENA PARK ISD CAREER AND TECHNICAL ECHS (101910030) - GALENA PARK ISD - HARRIS COUNTY


Student Information	Membership				Enrollment			
	Campus		District	State	Campus		District	State
	Count	Percent			Count	Percent		
Students w/ Dyslexia	10	2.2%	2.7%	5.5%	10	2.2%	2.7%	5.5%
Foster Care	0	0.0%	0.2%	0.2%	0	0.0%	0.2%	0.2%
Homeless	2	0.4%	0.8%	1.3%	2	0.4%	0.8%	1.3%
Immigrant	0	0.0%	3.2%	2.2%	0	0.0%	3.2%	2.2%
Migrant	3	0.6%	0.1%	0.3%	3	0.6%	0.1%	0.3%
Title I	464	100.0%	100.0%	64.6%	464	100.0%	100.0%	64.6%
Military Connected	0	0.0%	0.4%	3.6%	0	0.0%	0.4%	3.6%
At-Risk	292	62.9%	71.0%	53.3%	292	62.9%	71.0%	53.3%
Students by Instructional Program:								
Bilingual/ESL Education	131	28.2%	40.9%	23.2%	131	28.2%	40.8%	23.2%
Career and Technical Education	406	87.5%	36.1%	26.5%	406	87.5%	36.1%	26.5%
Career and Technical Education (9-12 grades only)	406	87.5%	77.5%	72.3%	406	87.5%	77.4%	72.2%
Gifted and Talented Education	47	10.1%	6.7%	8.2%	47	10.1%	6.7%	8.2%
Special Education	17	3.7%	12.5%	12.6%	17	3.7%	12.6%	12.7%
Students with Disabilities by Type of Primary Disability:								
Total Students with Disabilities	17							
By Type of Primary Disability								
Students with Intellectual Disabilities	11	64.7%	49.6%	44.1%				
Students with Physical Disabilities	0	0.0%	13.9%	20.0%				
Students with Autism	*	*	16.9%	15.5%				
Students with Behavioral Disabilities	**	**	18.4%	18.8%				
Students with Non-Categorical Early Childhood	0	0.0%	1.2%	1.6%				
Mobility (2021-22):								
Total Mobile Students	122	25.6%	13.8%	16.8%				
By Ethnicity:								
African American	6	1.3%	3.2%	3.3%				
Hispanic	108	22.7%	9.8%					

Texas Education Agency
2022-23 Student Information (TAPR)
 GALENA PARK ISD CAREER AND TECHNICAL ECHS (101910030) - GALENA PARK ISD - HARRIS COUNTY

Student Information	--Non-Special Education Rates--			---Special Education Rates---		
	Campus	District	State	Campus	District	State
Retention Rates by Grade:						
Kindergarten	-	2.8%	1.5%	-	6.0%	4.5%
Grade 1	-	7.3%	2.5%	-	10.5%	3.6%
Grade 2	-	5.6%	1.6%	-	6.8%	2.0%
Grade 3	-	2.7%	0.8%	-	2.5%	0.9%
Grade 4	-	1.6%	0.5%	-	1.4%	0.5%
Grade 5	-	0.5%	0.3%	-	0.0%	0.4%
Grade 6	-	0.2%	0.3%	-	1.1%	0.4%
Grade 7	-	0.4%	0.4%	-	0.5%	0.5%
Grade 8	-	0.4%	0.4%	-	0.0%	0.5%
Grade 9	0.0%	0.7%	8.7%	0.0%	1.2%	12.6%

Class Size Averages by Grade and Subject
 (Derived from teacher responsibility records):




Class Size Information	Campus	District	State
Elementary:			
Kindergarten	-	21.4	18.7
Grade 1	-	19.3	19.1
Grade 2	-	17.6	19.1
Grade 3	-	18.2	19.3
Grade 4	-	18.0	19.4
Grade 5	-	17.3	20.8
Grade 6	-	21.3	19.2
Secondary:			
English/Language Arts	22.2	15.5	16.2
Foreign Languages	18.4	21.6	18.8
Mathematics	21.4	17.1	17.5
Science	19.8	19.0	18.5
Social Studies	24.1	19.3	18.9



Texas Education Agency
2022-23 Staff Information (TAPR)
 GALENA PARK ISD CAREER AND TECHNICAL ECHS (101910030) - GALENA PARK ISD - HARRIS COUNTY

	----- Campus -----		District	State
Staff Information	Count/Average	Percent	District	State
Number of Students per Teacher	30.9	n/a	15.0	14.8

Staff Information	Campus	District	State
Experience of Campus Leadership:			
Average Years Experience of Principals	8.0	8.6	6.1
Average Years Experience of Principals with District	8.0	7.8	5.3



Texas Education Agency
2022-23 Staff Information (TAPR)
GALENA PARK ISD CAREER AND TECHNICAL ECHS (101910030) - GALENA PARK ISD - HARRIS COUNTY

- Indicates there is no data for the item.
- * Indicates results are masked due to small numbers.
- ** When only one student disability or assessment group is masked, then the second smallest student disability or assessment group is masked regardless of size.
- n/a Indicates data reporting is not applicable for this group.
- ? Indicates that the data for this item were statistically improbable or were reported outside a reasonable range.