

Texas Education Agency
 2024 Federal Report Card
 CLOVERLEAF EL (101910102) - GALENA PARK ISD - HARRIS COUNTY

Campus ESSA Goals (HS/K-12 & AEA)											
	All Students	African American	Hispanic	White	American Indian	Asian	Pacific Islander	Two or More Races	Econ Disadv	Special Educ	EL (Current & Former)
Academic Performance (At Meets Grade Level or Above)											
Reading/ELA	44%	32%	36%	62%	62%						
Baseline Rates	44%	32%	36%	62%	62%						

44% 62% 62%

--	--	--	--	--	--	--	--	--	--	--	--	--



Part (i)(III) the indicators used to meaningfully differentiate all public schools in the State:

Texas Education Agency
2024 Federal Report Card
CLOVERLEAF EL (101910102) - GALENA PARK ISD - HARRIS COUNTY

(bb) the methodology by which the State differentiates all such schools. Total points for each component are determined by multiplying the percentage of evaluated indicators met by the corresponding weight and rounding to one decimal place. The Closing the Gaps domain score is the sum of the total points rounded to the nearest whole number and is further used to differentiate all public schools. See the accountability manual for details: [Chapter 4-2024 Closing the Gaps Domain](#)

(cc) the methodology by which the State differentiates a school as consistently underperforming for any subgroup of students. Texas uses the Closing the Gaps domain to identify campuses that have consistently under-performing student groups. A student group that misses the targets in at least the same three indicators, for three consecutive years, is considered 'consistently underperforming'. Data from 2022, 2023, and 2024 are considered consecutive years for 2024 Targeted Support and Improvement (TSI) identification. Any campus not identified for Comprehensive Support and Improvement (CSI) that has at least one consistently underperforming student group is identified for TSI. TSI identifies both Title I and non-Title I campuses. Campuses are evaluated annually for TSI identification. See the accountability manual for details: [Chapter 10-2024 Identification of Schools for Improvement](#)

(dd) the methodology by which the State identifies a school for comprehensive support and improvement. Texas annually ranks all Title I campuses based on Closing the Gaps scaled scores. First, Texas determines the bottom five percent of Closing the Gaps outcomes by rank ordering the scaled scores of Title I campuses by schooltype - elementary, middle, high school/K-12, and alternative education accountability. Texas then determines which campuses fell in the bottom five percent for each school type. Title I campuses that rank in their school type's bottom five percent are identified for CSI. Additionally, if any Title I or non-Title I campus does not attain a 66.7 percent six-year federal graduation rate for all students group, the campus is identified for CSI. Any Title I campus identified for Additional Targeted Support (ATS) for three consecutive years will be identified for CSI the following school year.

Part (i)(V) the number and names of all public schools in the State identified by the State for comprehensive support and improvement or implementing targeted support and improvement plans. Campuses Identified for Support under the Every Student Succeeds Act (ESSA) for the 2023-2024 school year: [Comprehensive Support and Improvement Schools](#), [Targeted Support and Improvement Schools](#) and [Additional Targeted Support Schools](#).


Texas Education Agency
2024 Federal Report Card
CLOVERLEAF EL (101910102) - GALENA PARK ISD - HARRIS COUNTY

	State	District	Campus	African American	Hispanic	White	American Indian	Asian	Pacific Islander	Two or More Races	Econ Disadv	Non Econ Disadv	CWD	CWOD	EL	Male	Female	Migrant	Homeless		
--	-------	----------	--------	------------------	----------	-------	-----------------	-------	------------------	-------------------	-------------	-----------------	-----	------	----	------	--------	---------	----------	--	--



Texas Education Agency
2024 Federal Report Card
CLOVERLEAF EL (101910102) - GALENA PARK ISD - HARRIS COUNTY

	State	District	Campus	African American	Hispanic	White	American Indian	Asian	Pacific Islander											
--	-------	----------	--------	------------------	----------	-------	-----------------	-------	------------------	--	--	--	--	--	--	--	--	--	--	--







Texas Education Agency
2024 Federal Report Card
CLOVERLEAF EL (101910102) - GALENA PARK ISD - HARRIS COUNTY

		State	District	Campus	African American	Hispanic	White	American Indian	Asian	Pacific Islander	Two or More Races	Econ Disadv	Non Econ Disadv	CWD	CWOD	EL	Male	Female	Migrant	Homeless	Foster Care	Military	
Reading	All Students	21%	17%	10%	0%	11%	14%	-	-	-	*	11%	9%	7%	11%	9%	10%	11%	*	*	-	-	
	CWD	6%	5%	7%	*	8%	*	-	-	-	*	8%	*	7%	-	0%	12%	0%	-	-	-	-	
	CWOD	24%	19%	11%	*	11%	17%	-	-	-	-	11%	11%	-	11%	10%	9%	12%	*	*	-	-	
	EL	10%	13%	9%	-	9%	*	-	-	-	-	-	-	-	-	-	-	-	-	-	-	-	-
	Male Male	18%	14%	90%	*																		

Texas Education Agency
2024 Federal Report Card
CLOVERLEAF EL (101910102) - GALENA PARK ISD - HARRIS COUNTY

	All Students	African American	Hispanic	White	American Indian	Asian	Pacific Islander	Two or More Races	Econ Disadv	CWD	EL
Mathematics											
All Students	74	*	73	90	-	-	-	*	73	58	73
CWD	58	*	55	*	-	-	-	*	55	58	55
CWOD	76	*	75	*	-	-	-	-	75	-	74
EL €	73	-	73	-	-	-	-	-	72	55	73
Male	74	*	74	*	-	-	-	-	74	56	73
Female	73	*	73	*	-	-	-	*	72	61	72

- Indicates there are no students in the group.

* Indicates results are masked due to small numbers to protect student confidentiality.

Part (iii)(II): Graduation Rate

This section provides information on high school graduation rates for the class of 2023

The six-year graduation rates for the class of 2022 will be updated in March, 2025.

	All Students	African American	Hispanic	White	American Indian	Asian	Pacific Islander	Two or More Races	Econ Disadv	CWD	EL€	Homeless €	Foster Care €
Federal Graduation Rates													
4-year Longitudinal Cohort Graduation Rate (Gr 9-12): Class of 2023.													
All Students	-	-	-	-	-	-	-	-	-	-	-	-	-
CWD	-	-	-	-	-	-	-	-	-	-	-	-	-
CWOD	-	-	-	-	-	-	-	-	-	-	-	-	-
EL €	-	-	-	-	-	-	-	-	-	-	-	-	-
Male	-	-	-	-	-	-	-	-	-	-	-	-	-
Female	-	-	-	-	-	-	-	-	-	-	-	-	-

- Indicates there are no students in the group.

* Indicates results are masked due to small numbers to protect student confidentiality.


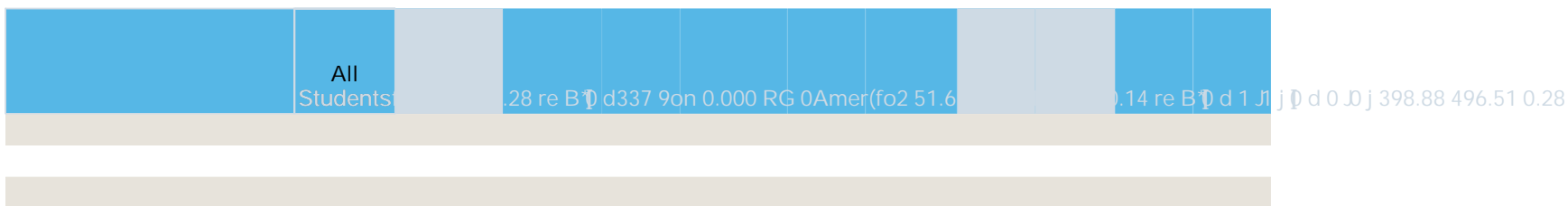
Texas Education Agency
2024 Federal Report Card
CLOVERLEAF EL (101910102) - GALENA PARK ISD - HARRIS COUNTY

Total EL in Class	Proficiency of EL	Rate of Proficiency
538	64	12%

- Indicates there are no students in the group.
- * Indicates results are masked due to small numbers to protect student confidentiality.
- € Indicates data reporting does not meet for Minimum Size.

Part (v): School Quality or Student Success (SQSS)

This section provides information on the other indicators of school quality or student success, which is college, career and military readiness (CCMR) for high schools and average performance rate of the three STAAR performance levels of all students, regardless of whether they were in the accountability subset, for elementary and secondary schools without a graduation rate. (CWD: children with disability; EL: English learner)



Texas Education Agency
2024 Federal Report Card
CLOVERLEAF EL (101910102) - GALENA PARK ISD - HARRIS COUNTY

	All Students	African American	Hispanic	White	American Indian	Asian	Pacific Islander	Two or More Races	Econ Disadv	CWD	EL +
Target Met	N		N						N	N	N
Mathematics											
Interim Goals (2023-2027)	49%	33%	44%	60%	47%	82%	51%	55%	40%	29%	45%
Target Met	N		Y						Y	N	Y
Interim Goals (2028-2032)	58%	44%	53%	67%	56%	85%	59%	63%	50%	41%	54%
Target Met	N		N						N	N	N
Interim Goals (2033-2037)	67%	55%	62%	74%	65%	88%	67%	71%	60%	53%	63%
Target Met	N		N						N	N	N
Long-Term Goals	75%	67%	72%	80%	74%	91%	76%	78%	70%	65%	73%
Target Met	N		N						N	N	N
English Learner Language Proficiency Status											
Interim Goals (2023-2027)											49%
Target Met											Y
Interim Goals (2028-2032)											51%
Target Met											Y
Interim Goals (2033-2037)											53%
Target Met											Y
Long-Term Goals											55%
Target Met											Y
Federal Graduation Status											
Interim Goals (2023-2027)	90.0%	86.3%	88.1%	93.8%	87.4%	96.7%	88.3%	90.8%	86.7%	79.7%	80%
Target Met											
Interim Goals (2028-2032)	92.7%	90.2%	91.4%	95.2%	90.9%	97.1%	91.5%	93.2%	90.5%	85.8%	86%
Target Met											
Interim Goals (2033-2037)	95.4%	94.1%	94.7%	96.6%	94.4%	97.5%	94.7%	95.6%	94.3%	91.9%	92%
Target Met											
Long-Term Goals	98%	98%	98%	98%	98%	98%	98%	98%	98%	98%	98%
Target Met											

Blank cell indicates there are no data available in the group.



+ STAAR Performance and Graduation use EL(Current & Monitored), EL English Learner Language Proficiency uses EL (Current).

Part (vii): STAAR Participation

This section provides the percentage of students assessed and not assessed on STAAR for mathematics, reading/ELA, and science for the 2023-24 school year. (CWD: children with disability; CWOD: children without disability; EL: English learner)

Texas Education Agency
2024 Federal Report Card
CLOVERLEAF EL (101910102) - GALENA PARK ISD - HARRIS COUNTY



	Total students	African American	Hispanic	White	Indian or Alaska						
--	----------------	------------------	----------	-------	------------------	--	--	--	--	--	--



Texas Education Agency
2024 Federal Report Card
CLOVERLEAF EL (101910102) - GALENA PARK ISD - HARRIS COUNTY

	Total
Incidents of robbery without a weapon	0
Incidents of physical attack or fight with a weapon	0
Incidents of physical attack or fight without a weapon	0
Incidents of threats of physical attack with a weapon	0
Incidents of threats of physical attack without a weapon	3
Incidents of possession of a firearm or explosive device	0

	State Number of ALT2	State Rate of ALT2	District Number of ALT2	District Rate of ALT2	Campus Number of ALT2	Campus Rate of ALT2
All Subjects	100,862	1%	385	1%	5	1%
Reading	44,764	1%	177	1%	*	1%
Mathematics	40,054	1%	152	1%	*	1%
Science	16,044	1%	56	1%	*	1%



Part (xiii): Cohort Rate of Graduates Enrolled in Postsecondary Education

This section provides information on the cohort rate at which students who graduated from high school in the 2021-22 school year enrolled in a Texas public postsecondary education institution in the 2022-23 academic year in (I) programs of public postsecondary education in Texas; (II) programs of private postsecondary education in Texas; and (III) programs of postsecondary education outside Texas. (CWD: children with disability; EL: English learner)

There is no data for this campus.

Part (xiv): Additional Information - Chronic Absenteeism

This section provides information on the Chronic Absenteeism per EDFacts definition: percent of unduplicated number of K - 12 students enrolled in a school for at least 10 days and absent for 10% or more days during the 2022-23 school year. (CWD: children with disability; EL: English learner)

	All Students	African American	Hispanic	White	American Indian	Asian	Pacific Islander	Two or More Races	Econ Disadv	CWD	EL